

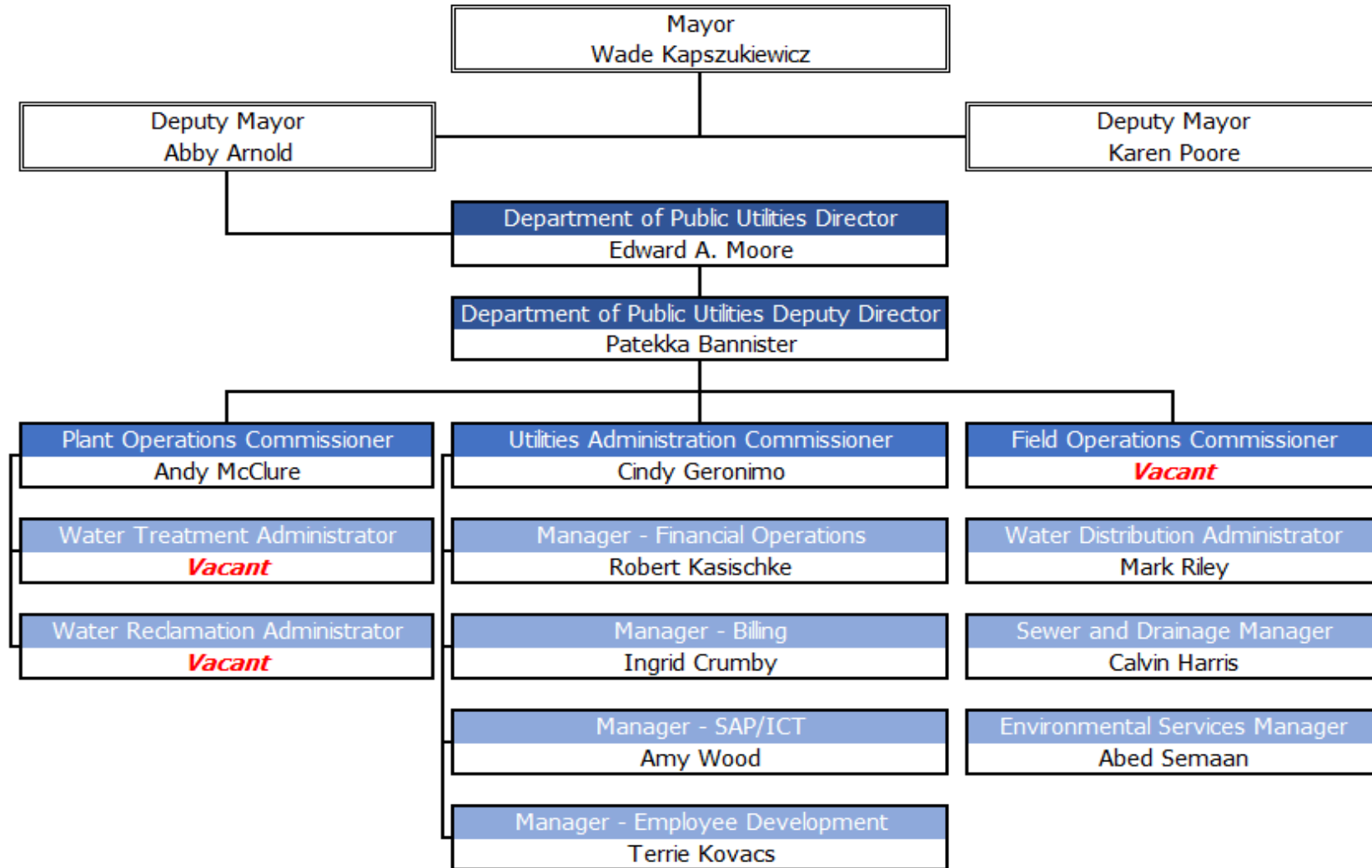


City of Toledo

Public Utilities

2023 Budget Hearing

2023 Proposed Organizational Chart



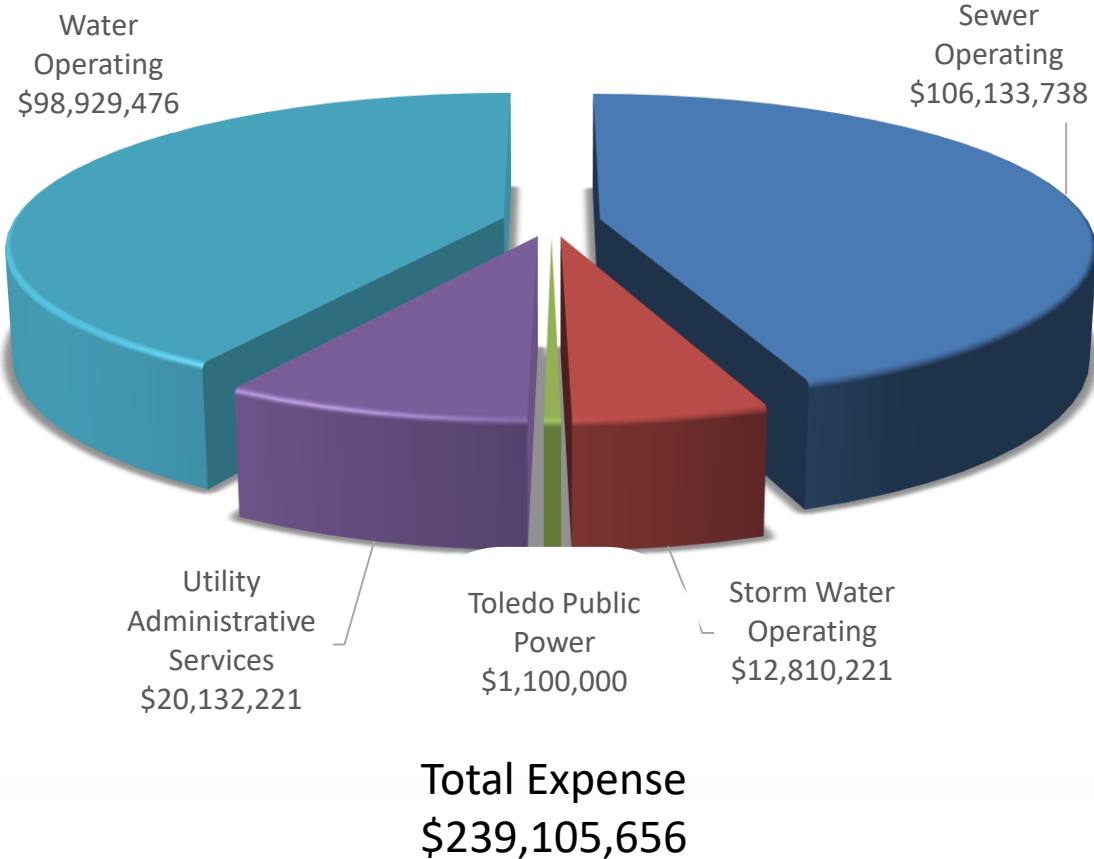
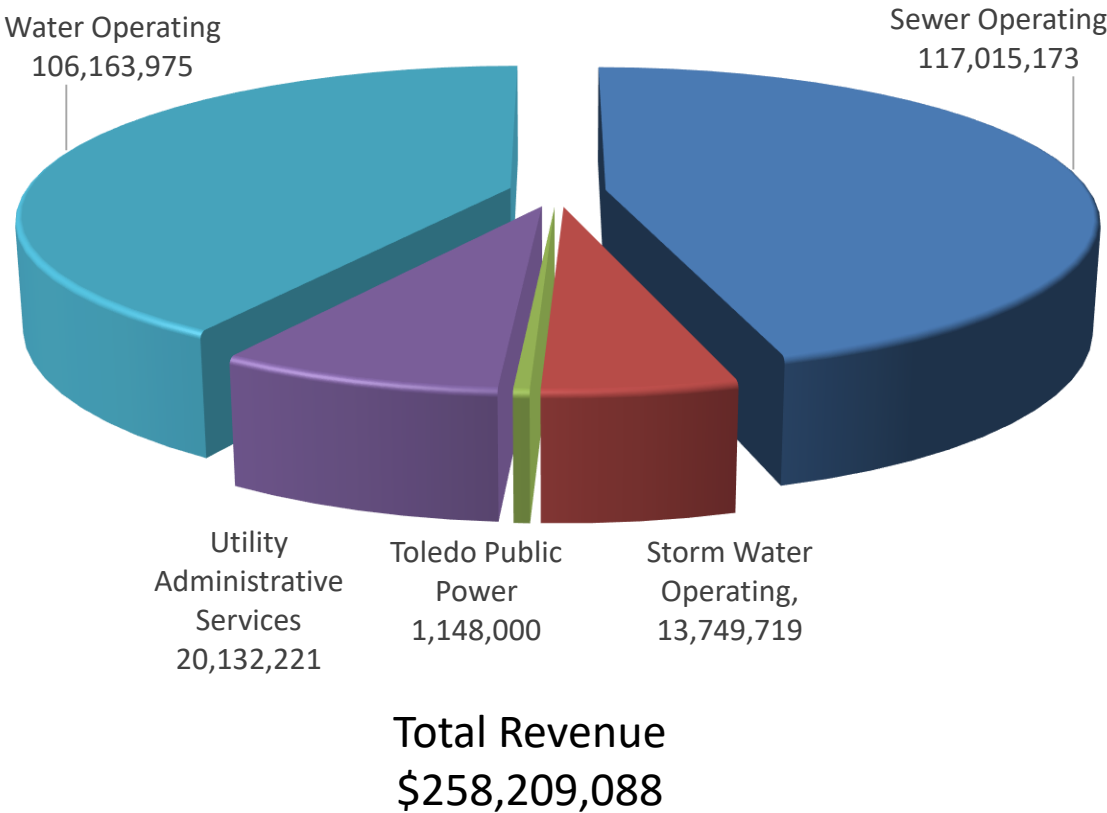
DPU 2022 Budget Information

Category	2019 Actuals	2020 Actuals	2021 Actuals	2022 Approved Budget	2023 Proposed Budget
Personnel	39,921,789	40,240,598	42,590,799	52,485,305	58,660,823
Supplies	11,327,244	10,095,806	9,876,612	20,991,127	21,610,725
Services	14,720,492	15,439,285	15,924,481	28,913,267	30,694,973
Uncollectible Accounts	2,291,510	1,900,000	2,400,000	5,250,000	5,500,000
Grand Total	68,261,035	67,675,689	70,791,892	107,639,699	116,466,521

2023 Capital Improvement Program

Utility	Water Dist	Engineering	Water Rec	Sewers	Enviromental
Water	1,530,000	5,500,000	-	-	73,500
Sewer	-	-	5,000,000	4,600,000	168,000
Storm	-	-	-	-	149,500
Total	1,530,000	5,500,000	5,000,000	4,600,000	391,000

2023 Operating Revenue and Expense



2023 Proposed Budget Highlights & Initiatives

Environment

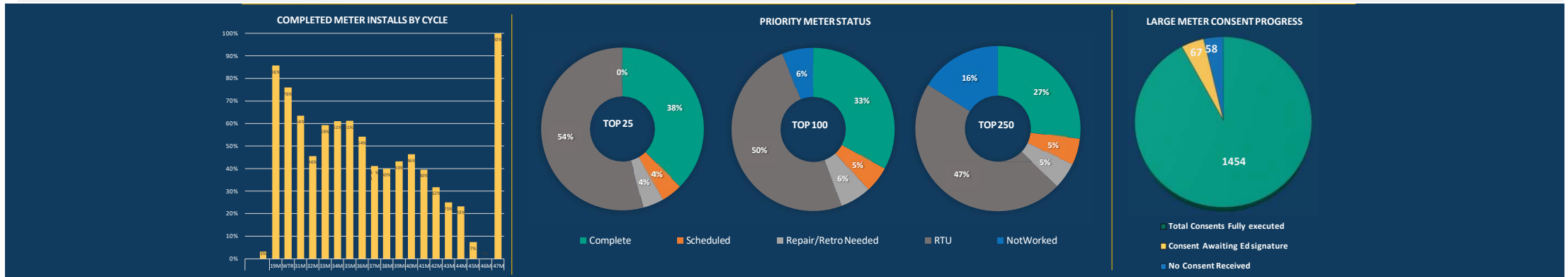
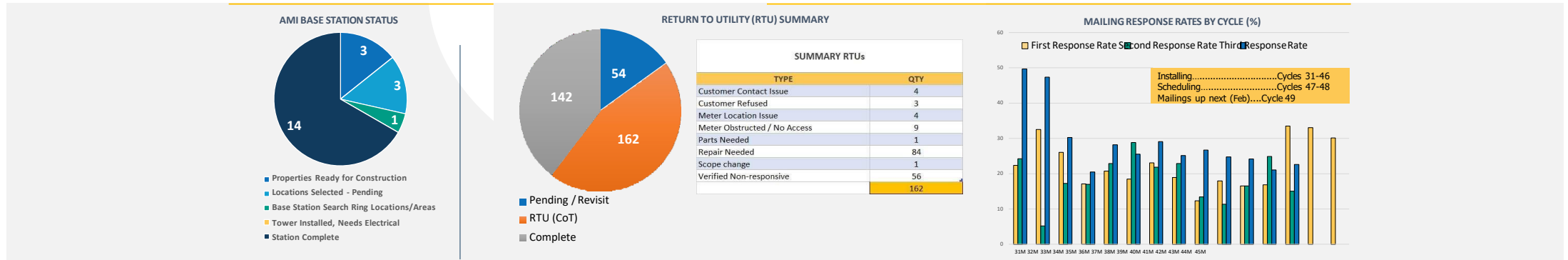
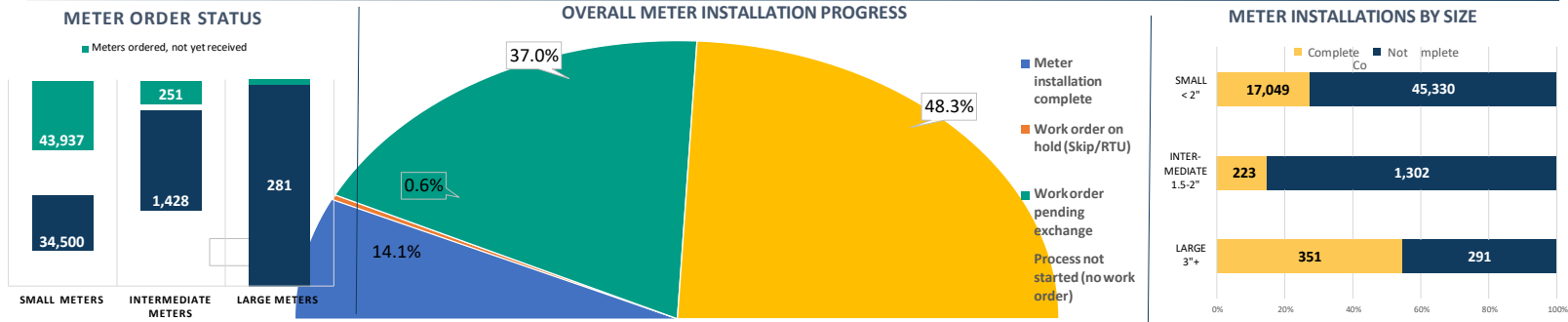
- Continue Collins Park WTP Improvements
- Begin design of new 78" Raw Water Main
- Begin construction of additional Elevated Storage Tanks
- Complete 14 projects totaling \$5.3 Million for Water Reclamation CIP Improvements
- Clean over 330 miles and CCTV 50 miles of sanitary sewer lines as mandated by USEPA Consent Decree

Quality Investment

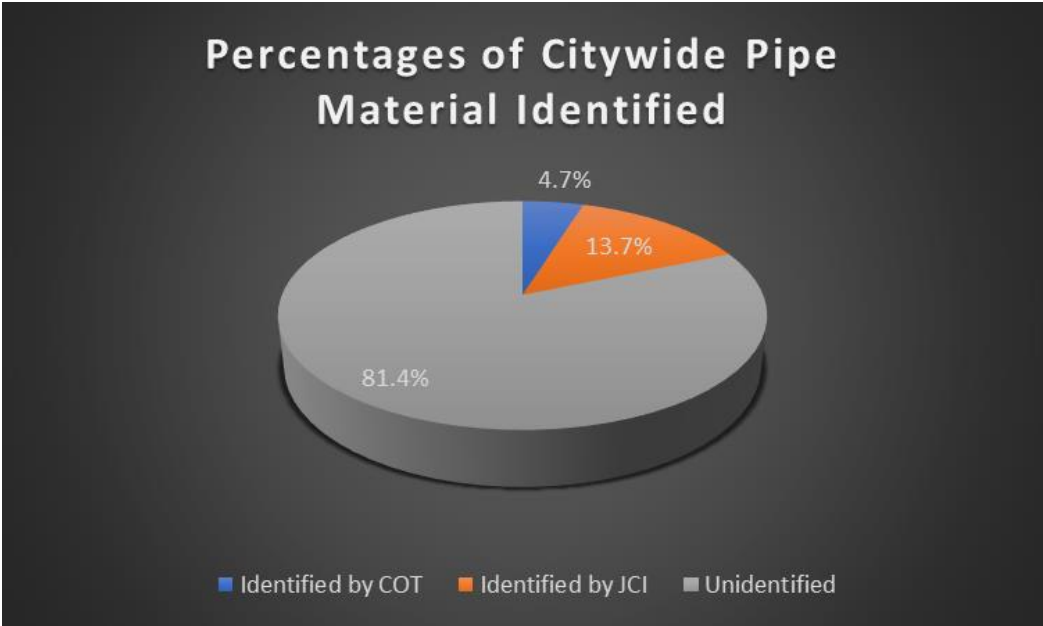
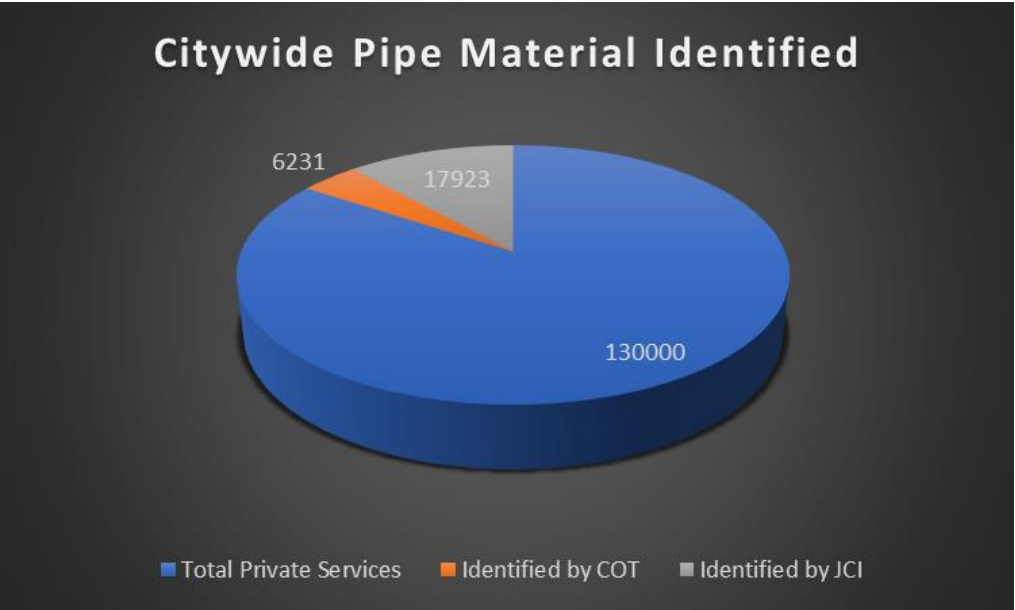
- Focus on employee OTCO Backflow Certification to improve backflow compliance
- Create a development path for employees through offering OEPA Training for Water Collection Class 1 or 2 licenses at Sewers
- Continue installation of AMI metering Program
- Continue Lead Service Line Replacement Program

Customer service

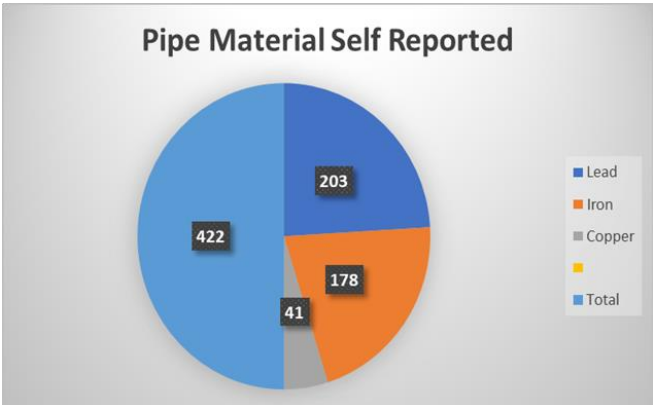
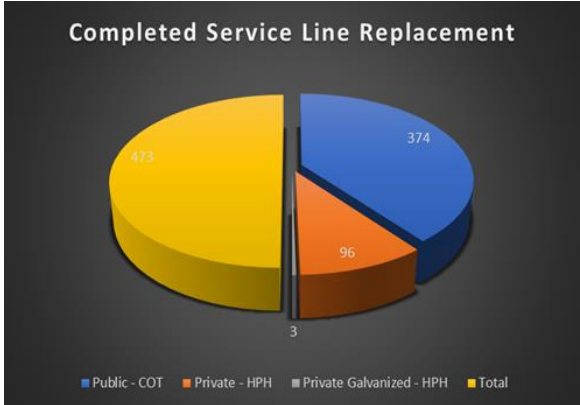
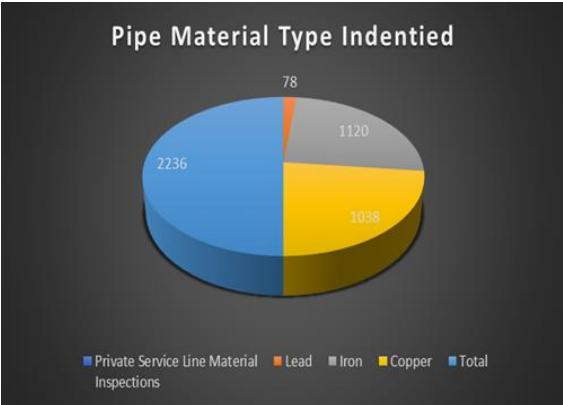
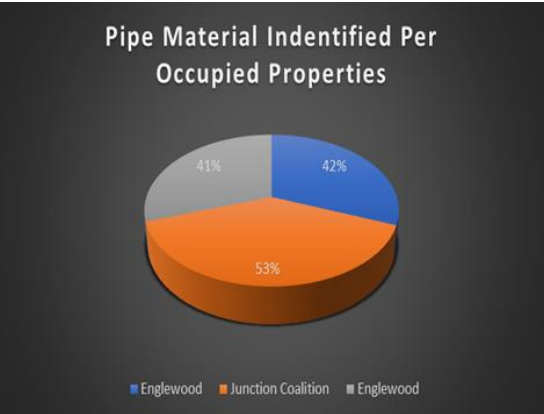
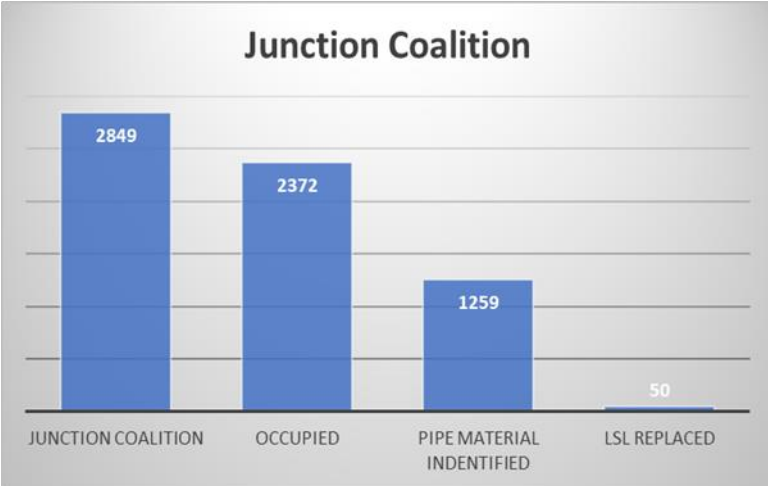
- Establish a unidirectional flushing program to reduce water age and extend the useful life of water-mains
- Organize, manage, and operate the 2023 Clean Toledo Refuse and Recycling Events in conjunction with Urban Beautification.



Lead Service Line Replacement Program



Lead Service Line Replacement Program





Division of Utilities Administration

Utility Administration Schedule of Full-Time Equivalent Positions

Utility Administration

Position Title	2021 Budget	2022 Amended	2023 Proposed
Administrative Analyst 2	1.00	2.00	1.50
Administrative Analyst 3	4.00	4.00	4.00
Administrative Analyst 4	5.00	6.00	6.00
Administrative Assistant	1.00	1.00	1.00
Administrative Operations Officer	-	-	1.00
Administrative Specialist	1.00	1.00	1.00
Administrative Technician	-	-	1.00
Administrator-Public Services 1	1.00	1.00	1.00
Administrator-Public Services 2	1.00	1.00	1.00
Clerk Specialist 2	28.00	28.00	29.00
Commissioner-Administrative Services	1.00	1.00	1.00
Commissioner-Public Services	2.50	2.50	2.50
Cust Serv Contact Ctr Rep-Public Util	20.00	20.00	20.00
Cust Serv Contact Ctr Team Leader	3.00	4.00	3.00

*continued on next page

Utility Administration Schedule of Full-Time Equivalent Positions (continued)

Position Title	2021 Budget	2022 Amended	2023 Proposed
Deputy Director-Public Services	1.00	1.00	1.00
Director-Public Services	1.00	1.00	1.00
Industrial Accounts Clerk	2.00	2.00	2.00
Legal Technician	4.00	4.00	4.00
Mail Clerk	1.00	1.00	-
Manager-Administrative Services	3.00	4.00	4.50
Manager-Public Services	1.00	1.00	1.00
Public Information Officer	0.50	-	-
Safety & Training Technician	1.00	1.00	1.00
Safety and Training Specialist	1.00	1.00	1.00
Secretary 2	1.00	1.00	1.00
Senior Real Estate Specialist	1.00	1.00	0.50
Supervisor-Utility Accounting	1.00	1.00	-
Supervisor-Utility Administration	3.00	3.00	3.00
Utility Accounts Technician	1.00	1.00	1.00
Total	91.00	94.50	94.00

Utility Administration Vacancies

JOB TITLE	BUDGETED STAFFING	ACTUAL STAFFING	VACANT POSITIONS	Additional Positions Requested <i>(explain below)</i>	Duration of vacancy	Comment
Public Services ~Administrative Analyst 2	1		1	N/A	12/15/2022	Promotion
			1	N/A	12/30/2022	Separation
			1	N/A	1/6/2023	Promotion
			1	N/A	1/20/2023	Promotion
Heavy Equipment Operator 2	19	17	2			
			1	N/A	8/26/2022	Promotion
			1	N/A	9/23/2022	Resignation
Clerk Specialist 2	3	1	1			
			1	N/A	1/29/2023	Resignation
Total Vacancies			9			
				<i>(explain below)</i>		
1			1	N/A	12/15/2022	Promotion
			1	N/A	12/30/2022	Separation
			1	N/A	1/6/2023	Promotion
			1	N/A	1/20/2023	Promotion
Heavy Equipment Operator 2	19	17	2			
			1	N/A	8/26/2022	Promotion
			1	N/A	9/23/2022	Resignation
Clerk Specialist 2	3	1	1			
			1	N/A	1/29/2023	Resignation
Total Vacancies			9			

Utility Administration Proposed Expenditures by Fund and Category

Utility Administrative Services - General Fund

Expenditure Category	2019 Actual	2020 Actual	2021 Actual	2022 Amended	2023 Proposed
Labor	62,148	-	-	125,000	34,982
Overtime	8,354	-	-	-	-
Pension	9,787	-	-	-	4,898
Employment Taxes & Medical	21,484	(310)	-	-	8,862
Other Personnel	477	-	-	-	-
Services	-	-	-	-	100,000
Other	-	-	-	-	325,000
Total	102,250	(310)	-	125,000	473,742

Utility Administrative Services - Water Operating Fund

Expenditure Category	2019 Actual	2020 Actual	2021 Actual	2022 Amended	2023 Proposed
Labor	82,863	23,547	4,880	(10,841)	-
Overtime	11,139	1,028	-	7,900	-
Pension	13,050	849	-	4,873	-
Employment Taxes & Medical	37,546	(10)	2,410	7,189	-
Other Personnel	636	48	-	-	-
Supplies	38	-	-	-	-
Services	6,132,933	6,173,013	6,184,187	7,275,000	7,999,636
Other	-	3,600	-	-	-
Total	6,278,206	6,202,075	6,191,477	7,284,121	7,999,636

Utility Administration Proposed Expenditures by Fund and Category (continued)

Utility Administrative Services - Sewer Operating Fund

Expenditure Category	2019 Actual	2020 Actual	2021 Actual	2022 Amended	2023 Proposed
Labor	96,305	21,069	22,894	77,219	32,789
Overtime	11,139	1,070	-	-	-
Pension	21,117	9,136	8,510	12,595	4,590
Employment Taxes & Medical	42,596	13,019	17,501	24,039	8,775
Other Personnel	1,186	598	550	550	275
Supplies	30	-	-	-	-
Services	6,306,048	6,296,982	6,367,523	7,547,056	8,148,620
Total	6,478,421	6,341,874	6,416,978	7,661,459	8,195,049

Utility Administrative Services - Utility Administrative Services Fund

Expenditure Category	2019 Actual	2020 Actual	2021 Actual	2022 Amended	2023 Proposed
Labor	3,616,542	4,125,288	4,652,578	5,448,774	6,078,016
Overtime	55,259	76,626	99,376	70,000	67,400
Pension	508,619	572,635	613,446	772,628	816,963
Employment Taxes & Medical	1,139,536	1,135,538	1,324,988	1,553,757	1,623,281
Other Personnel	9,922	8,250	9,687	11,550	12,100
Supplies	721,487	1,182,374	690,783	1,707,260	1,765,050
Services	2,837,134	2,648,870	3,175,899	4,886,920	4,371,504
Other	(72)	1,697	47,660	-	-
Operating Transfers	5,786,528	-	5,604,749	-	-
Total	14,674,955	9,751,278	16,219,165	14,450,889	14,734,315

Utility Administration Proposed Expenditures by Fund and Category (continued)

Utility Administrative Services - Storm Water Operating Fund

Expenditure Category	2019 Actual	2020 Actual	2021 Actual	2022 Amended	2023 Proposed
Labor	-	-	-	25,000	-
Services	803,465	804,512	832,832	930,000	851,587
Total	803,465	804,512	832,832	955,000	851,587

Utility Administrative Services - Toledo Public Power Fund

Expenditure Category	2019 Actual	2020 Actual	2021 Actual	2022 Amended	2023 Proposed
Services	689,533	452,363	792,123	847,955	1,100,000
Debt	11,340	8,505	8,505	11,340	-
Total	700,872	460,868	800,627	859,295	1,100,000



Division of Water Treatment

Water Treatment Schedule of Full-Time Equivalent Positions

Water Treatment

Position Title	2021 Budget	2022 Amended	2023 Proposed
Administrative Operations Officer	1.00	1.00	1.00
Administrator-Public Services 1	1.00	1.00	1.00
Administrator-Public Services 2	6.00	6.00	6.00
Chief Chemist/Bacteriologist	1.00	2.00	1.00
Clerk Specialist 1	1.00	1.00	1.00
Clerk Specialist 2	2.00	2.00	2.00
Electrician	2.00	2.00	2.00
Engineering Technician	1.00	1.00	1.00
Instrumentation Technician	2.00	2.00	3.00
Laboratory Technician	1.00	3.00	2.00
Millwright	3.00	3.00	3.00
Painter	2.00	2.00	2.00
Plumber-Steamfitter	2.00	2.00	2.00
Secretary 2	1.00	1.00	1.00
Senior Chemist/Bacteriologist	10.00	9.00	9.00

*continued on next page

Water Treatment Schedule of Full-Time Equivalent Positions (continued)

Position Title	2021 Budget	2022 Amended	2023 Proposed
Senior Electrician	3.00	3.00	3.00
Senior Professional Engineer	2.00	2.00	2.00
Senior Storekeeper	1.00	1.00	1.00
Senior Trades Mechanic	1.00	1.00	1.00
Senior Water Control Room Operator	7.00	9.00	8.00
Senior Water Treatment Maintenance Worker	6.00	6.00	8.00
Staff Professional Engineer	2.00	2.00	2.00
Storekeeper	1.00	1.00	1.00
Superintendent-Pump Station	1.00	1.00	1.00
Supervisor-Instrumentation	1.00	1.00	1.00
Supervisor-Storeroom	1.00	1.00	1.00
Supervisor-Waterworks Maintenance	2.00	2.00	2.00
Systems Specialist	1.00	1.00	1.00
Utility Worker	12.00	12.00	-
Water Control Room Operator	20.00	22.00	22.00
Water Treatment Maintenance Worker	7.00	7.00	18.00
Total	104.00	110.00	109.00

Water Treatment Vacancies

JOB TITLE	BUDGETED STAFFING	ACTUAL STAFFING	VACANT POSITIONS	Additional Positions Requested (explain below)	Duration of vacancy	Comment
Painter	2	1	1		3 years	Evaluating need for second painter with so much new construction,
Plumber-Steamfitter	2	1	1		3 years	Lack of candidates, hired one new within last year
Senior Chemist/Bacteriologist			1		3 years	Lab tech nearly ready to fill this vacancy
Senior Electrician	3	1	2		< 1 year	Senior electricians promoted to management, no candidates to replace
Senior Professional Engineer	2	1	1		Just over a year	
Senior Storekeeper	1	0	1			
Senior Water Treatment Maintenance Worker	8	6	2		They will only be vacant after the budget is approved	Will promote to fill once budget approved
Superintendent-Pump Station	1	0	1		This position is staffed	
Supervisor-Water Works Maintenance			1		This should be 2 with one vacant , a year	Recently promoted to Pump Stations Super.
Water Treatment Maintenance Worker	7	4	3			Will fill shortly. Referred list in place and test approved.
			14			

Water Treatment Proposed Expenditures by Fund and Category

Water Treatment - Water Operating Fund

Expenditure Category	2019 Actual	2020 Actual	2021 Actual	2022 Amended	2023 Proposed
Labor	4,379,318	4,758,389	4,692,963	6,226,548	7,055,690
Overtime	655,450	709,996	505,894	560,000	233,852
Pension	677,409	728,435	716,075	950,117	975,381
Employment Taxes & Medical	1,384,799	1,338,749	1,541,082	1,844,233	1,900,843
Other Personnel	48,249	56,635	47,478	28,950	32,350
Supplies	6,719,442	5,453,082	5,253,370	10,854,275	10,946,750
Services	10,941,095	11,857,501	12,023,448	14,637,481	14,051,693
Capital	-	141,356	-	-	-
Other	1,500,000	-	-	2,500,000	2,750,000
Operating Transfers	33,104,754	113,717,994	30,093,974	38,234,525	34,228,325
Total	59,410,516	138,762,137	54,874,285	75,836,128	72,174,884

Water Treatment - Water Replacement Fund

Expenditure Category	2019 Actual	2020 Actual	2021 Actual	2022 Amended	2023 Proposed
Supplies	11,178	-	16,615	13,861	-
Services	2,500	24,100	47,436	2,505,714	325,000
Capital	120,865	-	72,858	848,427	-
Operating Transfers	105,207,745	88,395,607	23,551,636	-	-
Total	105,342,287	88,419,707	23,688,545	3,368,001	325,000



Division of Water Reclamation

Water Reclamation Schedule of Full-Time Equivalent Positions

Water Reclamation

Position Title	2021 Budget	2022 Amended	2023 Proposed
Administrative Operations Officer	1.00	1.00	1.00
Administrator-Public Services 2	3.00	2.00	5.00
Automotive Repair Technician	1.00	1.00	1.00
Chemist-Bacteriologist	3.00	3.00	3.00
Chief Electrician	-	1.00	1.00
Data Communications Specialist	3.00	3.00	3.00
Electrician	3.00	3.00	3.00
Intermediate Clerk	1.00	1.00	-
Process Control Analyst	1.00	1.00	1.00
Professional Engineer	2.00	3.00	2.00
Safety and Training Specialist	1.00	1.00	1.00
Secretary 2	1.00	1.00	1.00
Senior Chemist/Bacteriologist	1.00	1.00	1.00
Senior Clerk	1.00	1.00	1.00
Senior Electrician	3.00	3.00	3.00
Senior Process Control Analyst	1.00	1.00	1.00

*continued on next page

Water Reclamation Schedule of Full-Time Equivalent Positions (continued)

Position Title	2021 Budget	2022 Amended	2023 Proposed
Senior Professional Engineer	1.00	1.00	1.00
Senior Storekeeper	1.00	1.00	1.00
Senior Supervisor-Water Reclamation Maintenance	3.00	3.00	3.00
Senior Trades Mechanic	-	1.00	1.00
Senior Water Reclamation Maintenance Worker	14.00	14.00	14.00
Staff Professional Engineer	2.00	2.00	2.00
Storekeeper	1.00	1.00	1.00
Superintendent-Water Reclamation	-	-	2.00
Superintendent-Water Treatment Plant	1.00	1.00	-
Supervisor-Instrumentation	1.00	1.00	1.00
Supervisor-Water Reclamation Operations	5.00	5.00	5.00
Supervisor-Water Reclamation Storeroom	1.00	1.00	1.00
Systems Specialist	1.00	1.00	1.00
Tandem Truck Driver	1.00	1.00	1.00
Trades Mechanic	1.00	1.00	1.00
Utility Worker	8.00	8.00	10.00
Water Reclamation Crane Operator	1.00	1.00	1.00
Water Reclamation Maintenance Worker	14.00	14.00	14.00
Water Reclamation Operator	35.00	35.00	35.00
Total	117.00	119.00	123.00

Water Reclamation Vacancies

	BUDGETED STAFFING	ACTUAL STAFFING	VACANT POSITIONS	Additional Positions Requested	Duration of vacancy	Comment
JOB TITLE						
				(explain below)		
DPU/Water Reclamation 36000						
Administrator-Public Services 2 (Plant)	1	0	1		Since October 2022	Employee moved to Administrator Engineering
Administrator-Public Services 1 (Maint.)	1	0	1		Since June, 26 2020	Employee took a demotion to Professional Engineer
Administrator-Public Services 2 (Operations)	1	0	1		Since March 31, 2021	Retired
Administrator-Public Services 2 (Operator of Record)	1	0	1		New Position in 2023	New Position for Class 4
Chief Electrician	1	0	1		New Position in 2022	Position created
Data Communications Specialist	3	2	1		New Position in 2019	
Electrician	3	0	3		2 positions since 2017; 1 Position since 2022	Ongoing recruitment in NEOGOV
Professional Engineer	2	1	1		Since October 31, 2022	Retired

Water Reclamation Vacancies Continued

Safety & Training Specialist	1	0	1		New Position in 2019	Safety positions were created in Utilities Administration
Senior Process Control Analyst	1	0	1		Since July 31, 2021	Retired
Senior Professional Engineer	1	0	1		Since October 1, 2019	Retired
Senior Supv-Water Rec Maintenance	2		2		One position since June 2022; second position since November 2022	One demotion to Maintenance worker; second promoted to Superintendent Maintenance
Senior Trades Mechanic	1	0	1		New Position in 2022	
Senior Water Reclamation Maintenance Worker	13	10	3		Oldest position since February 2021	One resignation September 2022; One retirement December 28, 2021; One resignation February 21, 2021
Staff Professional Engineer	2	1	1		Since September 2022	Employee resigned and took a position with City of Perrysburg
Storekeeper	1	0	1		Since February 2019	Retirement February 28, 2019
Superintendent-Water Reclamation Operations	1	0	1		Since January 2023	Employee returned to former position January 5, 2023
Utility Worker	10	6	1		Since September 2022	Employee failed probation
Water Reclamation Crane Operator	1	0	1		Since August 2022	Employee transfer to SB&H
Water Reclamation Maintenance Worker	14	13	1		Since August 2022	Employee transfer to SB&H
Water Reclamation Operator	35	31	4		Oldest position since January 2019	One employee retired March 1, 2022; One employee retired May 28, 2021; One employee retired August 25, 2021; One employee retired January 2019 - Since 2020, 4 new operators have been hired

Water Reclamation Proposed Expenditures by Fund and Category

Water Reclamation - Sewer Operating Fund

Expenditure Category	2019 Actual	2020 Actual	2021 Actual	2022 Amended	2023 Proposed
Labor	5,071,409	5,033,877	5,117,433	6,602,172	7,799,018
Overtime	550,724	518,057	563,774	504,000	792,307
Pension	757,194	777,749	771,751	994,864	1,148,467
Employment Taxes & Medical	1,544,116	1,475,736	1,716,990	1,974,174	2,129,726
Other Personnel	110,410	107,951	110,014	114,779	116,779
Supplies	1,729,158	1,538,018	2,065,895	3,260,426	3,311,600
Services	6,869,484	6,642,625	6,844,103	11,197,211	10,720,059
Capital	4,267,246	104,018	-	-	-
Other	620,000	1,400,000	1,400,000	2,000,000	2,000,000
Operating Transfers	324,893,632	64,988,257	41,934,477	43,767,000	46,584,125
Total	346,413,371	82,586,288	60,524,437	70,414,625	74,602,082

Water Reclamation - Sewer Replacement Fund

Expenditure Category	2019 Actual	2020 Actual	2021 Actual	2022 Amended	2023 Proposed
Supplies	-	-	-	250,000	-
Services	86,415	658,642	2,605,031	9,593,090	325,000
Capital	122,915	-	24,286	328,198	5,000,000
Debt	135,304	138,010	140,770	143,587	146,457
Operating Transfers	-	262,647,141	32,789,295	-	-
Total	344,634	263,443,793	35,559,383	10,314,875	5,471,457

Water Reclamation Proposed Expenditures by Fund and Category (continued)

Water Reclamation - Storm Water Operating Fund

Expenditure Category	2019 Actual	2020 Actual	2021 Actual	2022 Amended	2023 Proposed
Labor	21,832	116,404	32,599	53,988	56,148
Overtime	1,957	1,648	2,870	5,000	-
Pension	5,760	7,239	7,628	8,258	7,861
Employment Taxes & Medical	13,216	12,748	14,845	16,665	17,156
Other Personnel	400	1,400	1,400	1,800	1,400
Supplies	-	-	4	-	-
Services	5,323	6,778	7,032	5,399	7,580
Capital	-	70,011	-	-	-
Total	48,489	216,228	66,377	91,110	90,145

Sewer and Drainage Services - Water Operating Fund

Expenditure Category	2019 Actual	2020 Actual	2021 Actual	2022 Amended	2023 Proposed
Labor	21,817	21,659	22,863	21,836	63,244
Overtime	1,752	2,751	1,532	1,835	2,104
Pension	3,201	3,097	3,135	3,314	3,567
Employment Taxes & Medical	5,119	5,481	6,367	6,956	7,959
Other Personnel	66	69	62	55	55
Services	82,688	46,196	54,745	190,281	204,526
Total	114,643	79,253	88,704	224,278	281,456



Division of Water Distribution

Water Distribution Schedule of Full-Time Equivalent Positions

Water Distribution

Position Title	2021 Budget	2022 Amended	2023 Proposed
Administrative Operations Officer	-	-	1.00
Administrative Specialist	1.00	1.00	1.00
Administrator-A.S.	1.00	1.00	-
Administrator-Administrative Services 2	-	1.00	-
Administrator-Public Services 2	1.00	1.00	1.00
Clerk Specialist 1	1.00	1.00	1.00
Clerk Specialist 2	10.00	10.50	11.00
Construction Technician	1.00	3.00	3.00
Engineering Technician	1.00	1.00	1.00
Equipment Repair Technician	1.00	1.00	1.00
Foreman-Field Services	1.00	1.00	1.00
Foreman-Tapping And Construction	5.00	-	-
Foreman-Water Distribution System	-	5.00	5.00
General Foreman-Tapping And Construction	3.00	-	-
General Foreman-Water Distribution	-	3.00	2.00
Heavy Equipment Operator 2	10.00	10.00	10.00

*continued on next page

Water Distribution Schedule of Full-Time Equivalent Positions (continued)

Position Title	2021 Budget	2022 Amended	2023 Proposed
Manager-Public Services	1.00	1.00	1.00
Manager-Public Services	-	-	1.00
Meter Reader	11.00	11.00	11.00
Professional Engineer	1.00	1.00	1.00
Secretary 2	1.00	1.00	1.00
Senior Professional Engineer	1.00	1.00	1.00
Senior Storekeeper	1.00	1.00	1.00
Superintendent - Tapping and Construction	-	-	1.00
Supervisor-Collections	1.00	-	-
Supervisor-Field Services	1.00	2.00	2.00
Supervisor-Utilities	-	1.00	-
Utility Service Locator	4.00	4.00	4.00
Utility Worker	-	-	1.00
Water Emergency Repair Worker	5.00	5.00	5.00
Water Loss Equipment Technician	17.00	17.00	17.00
Water Service Technician	21.00	21.00	21.00
Watermain And Service Repair Worker	44.00	44.00	42.00
Total	145.00	149.50	148.00

Water Distribution Vacancies

DPU/Water Distribution 34000									
AOO							+1	New Positions	
SUPERINTENDENT-TAPPING CONSTRUCTION							+1	New Positions	
SUPERVISOR FIELD SERVICES	1.00		1.00						JAQ Submitted
CLERK SPECIALIST II	11.00	10.00	1.00						HR scheduling interviews
GIS TECHNICIAN	1.00		1.00						Position Control Submitted
HEAVY EQUIPMENT OPERATOR II	10.00	10.00					+3	New positions	Skills test scheduled. Two candidates have resigned due to wages. Difficult time getting candidates.
MANAGER-PUBLIC SERVICES (Field Services)	2.00	1.00	MANAGER-PUBLIC SERVICES (Field Services)	2.00	1.00	1.00			Posted
PROFESSIONAL ENGINEER	1.00		PROFESSIONAL ENGINEER	1.00		1.00			Placed on hold per Abed
SR PROFESSIONAL ENGINEER	1.00		SR PROFESSIONAL ENGINEER	1.00		1.00			Recently transferred
WATER EMERGENCY REPAIR WORKER	5.00	4.00	WATER EMERGENCY REPAIR WORKER	5.00	4.00	1.00			Posted
WATER LOSS EQUIPMENT TECHNICIAN	17.00	15.00	WATER LOSS EQUIPMENT TECHNICIAN	17.00	15.00	2.00			Reqs created
WATER SERVICE TECHNICIAN	21.00	16.00	WATER SERVICE TECHNICIAN	21.00	16.00	5.00			4 Position Control
						14.00	5		

Water Distribution Proposed Expenditures by Fund and Category

Water Distribution - Water Operating Fund

Expenditure Category	2019 Actual	2020 Actual	2021 Actual	2022 Amended	2023 Proposed
Labor	3,714,520	3,486,417	3,929,371	5,099,736	5,703,797
Overtime	537,702	506,576	499,525	590,000	774,875
Pension	574,573	546,171	606,152	811,963	897,204
Employment Taxes & Medical	1,207,908	1,420,033	1,479,408	1,702,987	1,773,291
Other Personnel	27,464	21,025	23,854	8,800	8,250
Supplies	1,152,624	893,002	775,359	2,424,021	1,992,284
Services	1,776,123	1,801,562	2,193,736	4,082,737	4,178,073
Capital	-	607,378	200,041	-	-
Total	8,990,914	9,282,164	9,707,445	14,720,243	15,327,774

Water Distribution - Water Replacement Fund

Expenditure Category	2019 Actual	2020 Actual	2021 Actual	2022 Amended	2023 Proposed
Labor	-	44,195	15,154	-	-
Overtime	-	1,687	1,971	-	-
Employment Taxes & Medical	-	(155)	(77)	-	-
Other Personnel	-	-	11	-	-
Supplies	67,341	(130)	211,087	609,042	-
Services	743,790	621,842	242,394	2,203,000	1,300,000
Capital	777,952	(49)	261,930	2,124,946	1,616,000
Total	1,589,083	667,390	732,470	4,936,988	2,916,000

Water Distribution Proposed Expenditures by Fund and Category (continued)

Water Distribution - Sewer Operating Fund

Expenditure Category	2019 Actual	2020 Actual	2021 Actual	2022 Amended	2023 Proposed
Labor	-	-	1,312	67,356	71,902
Pension	-	-	-	9,430	10,066
Employment Taxes & Medical	-	18,284	21,474	24,305	25,214
Services	-	-	87	6,736	9,707
Total	-	18,284	22,873	107,827	116,890

Water Distribution - Utility Administrative Services Fund

Expenditure Category	2019 Actual	2020 Actual	2021 Actual	2022 Amended	2023 Proposed
Labor	1,598,012	1,428,166	1,623,150	2,045,752	2,234,228
Overtime	12,806	37,769	52,094	70,000	157,400
Pension	223,361	197,841	228,509	287,105	310,925
Employment Taxes & Medical	565,108	615,862	617,856	700,948	713,327
Other Personnel	25,496	32,087	40,458	2,200	1,650
Supplies	16,400	76,811	93,444	1,325,330	873,330
Services	162,173	162,362	176,593	544,419	410,488
Total	2,603,357	2,550,898	2,832,104	4,975,754	4,701,348

Water Distribution Proposed Expenditures by Fund and Category (continued)

Water Distribution - Storm Water Operating Fund

Expenditure Category	2019 Actual	2020 Actual	2021 Actual	2022 Amended	2023 Proposed
Labor	-	-	-	67,356	71,902
Pension	-	-	-	9,430	10,066
Employment Taxes & Medical	-	18,283	21,481	24,305	25,214
Services	-	-	-	6,736	9,707
Total	-	18,283	21,481	107,827	116,890



Division of Sewer & Drainage Services

Sewer and Drainage Services Schedule of Full-Time Equivalent Positions

Sewer and Drainage Services

Position Title	2021 Budget	2022 Amended	2023 Proposed
Administrative Operations Officer	1.00	1.00	1.00
Administrator-Public Services 2	1.00	1.00	-
Building And Grounds Maintenance Worker	2.00	2.00	-
Clerk Specialist 1	4.00	4.00	2.00
Clerk Specialist 2	1.00	1.00	3.00
Construction Inspector	3.00	3.00	3.00
Crane Operator	1.00	1.00	1.00
Engineering Technician	1.00	1.00	1.00
Foreman-Sewer Construction And Maintenance	8.00	8.00	8.00
General Foreman-Sewer Maintenance	2.00	2.00	-
Gis Technician	1.00	1.00	1.00

*continued on next page

Sewer and Drainage Services Schedule of Full-Time Equivalent Positions (continued)

Position Title	2021 Budget	2022 Amended	2023 Proposed
Heavy Equipment Operator 2	19.00	19.00	19.00
Manager-Public Services	1.00	1.00	1.00
Public Services Officer 3	1.00	1.00	1.00
Secretary 2	1.00	1.00	1.00
Senior Professional Engineer	1.00	1.00	1.00
Senior Sewer & Drainage Service Worker	14.00	14.00	14.00
Senior Storekeeper	1.00	1.00	1.00
Sewer & Drainage Service Worker	48.00	48.00	56.00
Storekeeper	1.00	1.00	1.00
Superintendent - Sewers	-	-	2.00
Supervisor- Storeroom	-	-	1.00
Supervisor-Utilities	1.00	1.00	1.00
Telespection Technician	2.00	2.00	2.00
Utility Worker	6.00	6.00	-
Total	121.00	121.00	121.00

Sewer and Drainage Services Vacancies

JOB TITLE	BUDGETED STAFFING	ACTUAL STAFFING	VACANT POSITIONS	Additional Positions Requested <i>(explain below)</i>	Duration of vacancy	Comment
DPU/Sewers & Drainage 37000					Date Vacated*	Reason Vacated
Sewer & Drainage Service Worker	56	50	6			
			1	N/A	1/6/2022	Promotion
			1	N/A	6/17/2022	Termination
			1	N/A	12/15/2022	Promotion
			1	N/A	12/30/2022	Separation
			1	N/A	1/6/2023	Promotion
			1	N/A	1/20/2023	Promotion
Heavy Equipment Operator 2	19	17	2			
			1	N/A	8/26/2022	Promotion
			1	N/A	9/23/2022	Resignation
Clerk Specialist 2	3	1	1			
			1	N/A	1/29/2023	Resignation
Total Vacancies			9			

Sewer and Drainage Services Proposed Expenditures by Fund and Category

Sewer and Drainage Services - Water Operating Fund

Expenditure Category	2019 Actual	2020 Actual	2021 Actual	2022 Amended	2023 Proposed
Labor	21,817	21,659	22,863	21,836	63,244
Overtime	1,752	2,751	1,532	1,835	2,104
Pension	3,201	3,097	3,135	3,314	3,567
Employment Taxes & Medical	5,119	5,481	6,367	6,956	7,959
Other Personnel	66	69	62	55	55
Services	82,688	46,196	54,745	190,281	204,526
Total	114,643	79,253	88,704	224,278	281,456

Sewer and Drainage Services - Sewer Operating Fund

Expenditure Category	2019 Actual	2020 Actual	2021 Actual	2022 Amended	2023 Proposed
Labor	3,508,210	3,234,193	3,600,324	3,703,824	4,471,802
Overtime	503,254	459,282	382,761	435,672	465,280
Pension	499,516	414,296	483,155	579,529	633,014
Employment Taxes & Medical	875,846	1,005,912	1,064,007	1,196,772	1,297,103
Other Personnel	11,299	9,054	9,143	7,398	7,398
Supplies	695,475	660,760	650,179	1,894,749	1,655,237
Services	3,817,993	3,850,798	4,547,754	9,881,708	9,529,100
Capital	-	158,372	364,303	225,100	136,548
Total	9,911,594	9,792,667	11,101,625	17,924,751	18,195,481

Sewer and Drainage Services Proposed Expenditures by Fund and Category (continued)

Sewer and Drainage Services - Sewer Replacement Fund

Expenditure Category	2019 Actual	2020 Actual	2021 Actual	2022 Amended	2023 Proposed
Supplies	-	-	-	1,930	-
Services	186,114	154,279	-	205,000	-
Capital	1,504,826	698,259	425,691	1,490,484	4,600,000
Total	1,690,940	852,538	425,691	1,697,414	4,600,000

Sewer and Drainage Services - Storm Water Operating Fund

Expenditure Category	2019 Actual	2020 Actual	2021 Actual	2022 Amended	2023 Proposed
Labor	1,576,177	1,216,718	1,427,780	2,311,120	2,480,746
Overtime	108,056	118,375	129,460	258,772	273,100
Pension	273,645	264,340	266,569	359,785	363,439
Employment Taxes & Medical	476,532	667,206	713,486	792,178	774,269
Other Personnel	4,037	3,671	5,305	2,448	2,448
Supplies	193,788	210,442	237,207	765,116	803,374
Services	299,141	224,786	311,829	1,365,693	1,467,643
Capital	-	98,080	-	-	-
Other	171,510	500,000	1,000,000	750,000	750,000
Operating Transfers	69,785,360	728,000	962,961	718,500	1,418,340
Total	72,888,245	4,031,617	5,054,597	7,323,611	8,333,359



Division of Environmental Services

Environmental Services Schedule of Full-Time Equivalent Positions

Environmental Services

Position Title	2021 Budget	2022 Amended	2023 Proposed
Administrative Analyst 2	1.00	1.00	1.00
Administrative Specialist	1.00	1.00	1.00
Administrator-Public Services 2	2.00	2.00	2.00
Chemist-Bacteriologist	0.99	0.99	1.00
Clerk Specialist 1	1.00	1.00	-
Clerk Specialist 2	1.00	1.00	2.00
Engineering Associate	4.00	3.00	3.00
Environmental Services Technician	6.00	6.00	6.00
Environmental Specialist	7.01	7.48	9.00
Industrial Waste Control Specialist	2.00	2.00	2.00
Professional Engineer	-	1.00	1.00
Public Services Officer 3	3.99	3.99	4.00
Secretary 2	1.00	1.00	1.00
Senior Chemist/Bacteriologist	3.00	2.97	3.00
Senior Environmental Specialist	10.00	10.00	10.00
Staff Professional Engineer	2.00	2.00	2.00
Supervisor-Utility Accounting	1.00	1.00	1.00
Total	46.99	47.43	49.00

Environmental Services Vacancies

JOB TITLE	BUDGETED STAFFING	ACTUAL STAFFING	VACANT POSITIONS	Additional Positions Requested <i>(explain below)</i>	Duration of vacancy	Comment
Environmental Services 38000						
ENVIRONMENTAL SPECIALIST	2		2			New positions added to 2023 Budget
SUPERVISOR-UTILITY ACCOUNTING	1	0	1		Since Feb 2022	Promotion
			3			

Environmental Services Proposed Expenditures by Fund and Category

Environmental Services - General Fund

Expenditure Category	2019 Actual	2020 Actual	2021 Actual	2022 Amended	2023 Proposed
Labor	110,135	110,862	106,252	161,732	201,712
Overtime	469	955	1,683	3,000	11,101
Pension	15,517	15,344	13,492	13,962	14,504
Employment Taxes & Medical	27,342	13,451	16,462	19,348	20,630
Other Personnel	688	812	550	550	550
Supplies	-	5,629	5,200	3,500	3,500
Services	17,000	10,080	12,500	14,500	15,000
Total	171,152	157,133	156,139	216,593	266,998

Environmental Services Proposed Expenditures by Fund and Category (continued)

Environmental Services - Operation Grants Fund

Expenditure Category	2019 Actual	2020 Actual	2021 Actual	2022 Amended	2023 Proposed
Labor	536,521	561,282	603,073	1,035,903	682,331
Overtime	2,327	2,712	3,599	11,547	1,646
Pension	82,945	75,877	84,937	145,745	90,088
Employment Taxes & Medical	170,459	134,607	151,766	321,231	161,480
Other Personnel	4,923	4,525	5,275	10,496	4,620
Supplies	36,280	12,538	38,356	114,948	-
Services	964,911	590,831	621,142	4,276,683	-
Capital	-	47,207	158,580	86,044	-
Other	-	-	-	50,000	-
Total	1,798,365	1,429,579	1,666,729	6,052,597	940,164

Environmental Services - Water Operating Fund

Expenditure Category	2019 Actual	2020 Actual	2021 Actual	2022 Amended	2023 Proposed
Labor	234,974	457,596	483,241	633,080	769,917
Overtime	2,594	7,191	17,506	8,000	14,289
Pension	34,858	71,389	66,619	89,751	94,918
Employment Taxes & Medical	63,973	137,979	155,056	178,581	186,643
Other Personnel	1,661	2,860	2,801	3,086	3,086
Supplies	18,970	24,606	31,048	53,200	76,350
Services	41,940	71,213	83,534	169,950	210,099
Capital	-	-	-	13,950	-
Total	398,970	772,833	839,804	1,149,598	1,355,302

Environmental Services Proposed Expenditures by Fund and Category (continued)

Environmental Services - Water Replacement Fund

Expenditure Category	2019 Actual	2020 Actual	2021 Actual	2022 Amended	2023 Proposed
Capital	-	17,448	-	59,842	73,500
Total	-	17,448	-	59,842	73,500

Environmental Services - Sewer Operating Fund

Expenditure Category	2019 Actual	2020 Actual	2021 Actual	2022 Amended	2023 Proposed
Labor	800,441	621,618	607,209	792,931	910,246
Overtime	17,341	7,612	17,745	11,000	17,457
Pension	109,007	82,120	84,622	112,550	118,683
Employment Taxes & Medical	211,314	170,564	193,653	221,127	230,294
Other Personnel	6,144	3,636	4,137	4,400	4,400
Supplies	50,918	25,504	34,686	68,250	85,200
Services	461,607	364,335	448,172	654,483	747,165
Capital	-	-	-	19,400	-
Total	1,656,773	1,275,389	1,390,224	1,884,141	2,113,444

Environmental Services Proposed Expenditures by Fund and Category (continued)

Environmental Services - Sewer Replacement Fund

Expenditure Category	2019 Actual	2020 Actual	2021 Actual	2022 Amended	2023 Proposed
Capital	36,208	25,431	-	109,234	168,000
Total	36,208	25,431	-	109,234	168,000

Environmental Services - Utility Administrative Services Fund

Expenditure Category	2019 Actual	2020 Actual	2021 Actual	2022 Amended	2023 Proposed
Labor	42,889	62,036	64,898	67,272	69,965
Pension	5,935	8,685	9,086	9,418	9,795
Employment Taxes & Medical	10,636	12,844	14,925	17,140	17,732
Other Personnel	-	550	550	550	550
Supplies	(1,578)	1,640	321	5,150	5,900
Services	4,755	6,204	6,490	47,327	49,346
Total	62,638	91,959	96,269	146,857	153,288

Environmental Services Proposed Expenditures by Fund and Category (continued)

Environmental Services - Storm Water Operating Fund

Expenditure Category	2019 Actual	2020 Actual	2021 Actual	2022 Amended	2023 Proposed
Labor	654,732	634,231	678,905	777,017	1,025,046
Overtime	12,175	20,294	20,997	9,000	10,250
Pension	89,894	91,948	95,357	105,562	128,648
Employment Taxes & Medical	161,161	159,572	177,836	205,479	250,555
Other Personnel	3,702	4,157	3,523	3,823	3,845
Supplies	30,490	23,938	39,118	93,350	92,150
Services	198,123	256,805	321,338	540,290	743,091
Capital	-	-	22,218	18,800	-
Total	1,150,277	1,190,945	1,359,291	1,753,320	2,253,585

Environmental Services - Storm Water Replacement Fund

Expenditure Category	2019 Actual	2020 Actual	2021 Actual	2022 Amended	2023 Proposed
Capital	18,120	21,504	-	32,780	149,500
Operating Transfers	55,000	-	-	-	-
Total	73,120	21,504	-	32,780	149,500



Thank you.

➔ toledo.oh.gov