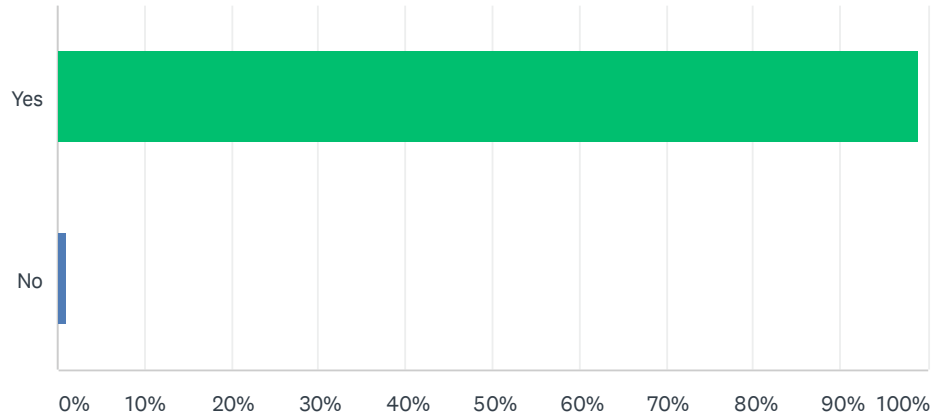


Q1 Are you between the ages of 12 and 24?

Answered: 184 Skipped: 0



ANSWER CHOICES	RESPONSES	
Yes	98.91%	182
No	1.09%	2
TOTAL		184

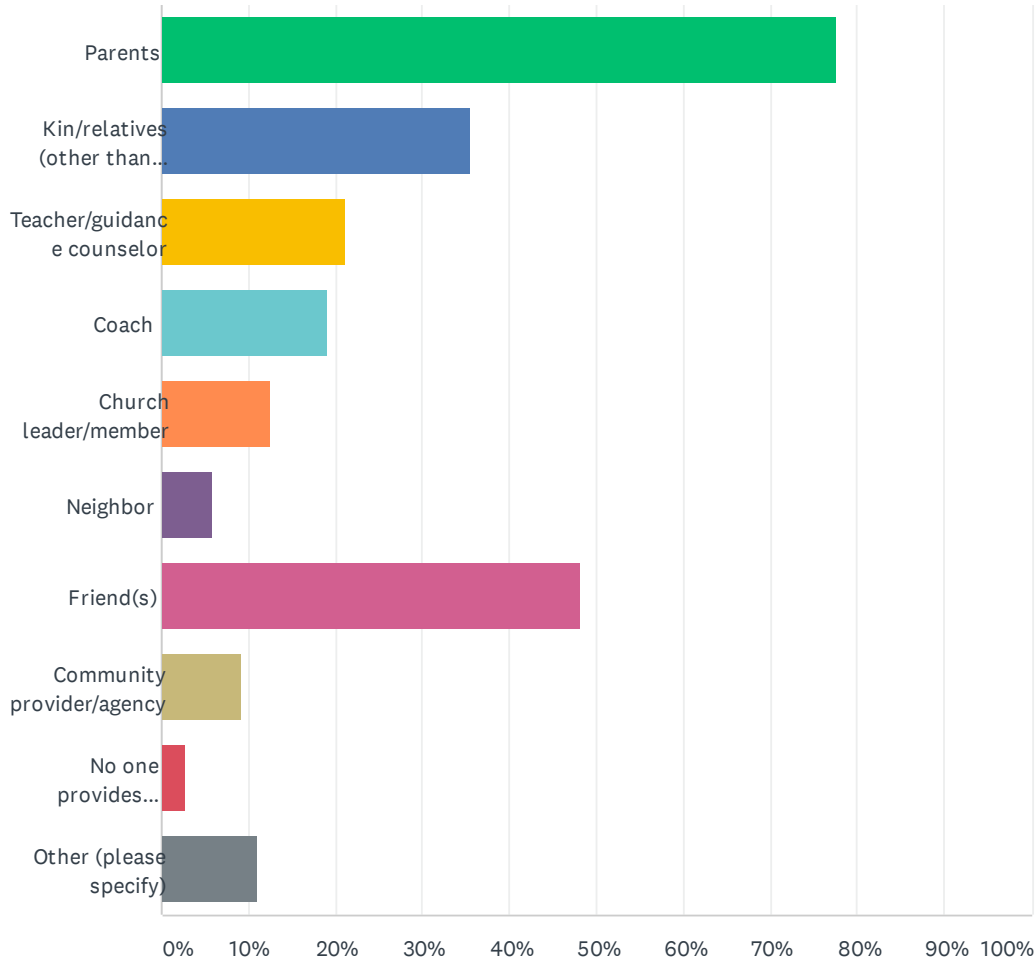
Q2 What is your current age?

Answered: 152 Skipped: 32

Q3 Who provides you support and guidance in achieving your hopes and goals? (check all that apply)

Answered: 152 Skipped: 32

Copy of Toledo Youth Survey 2020

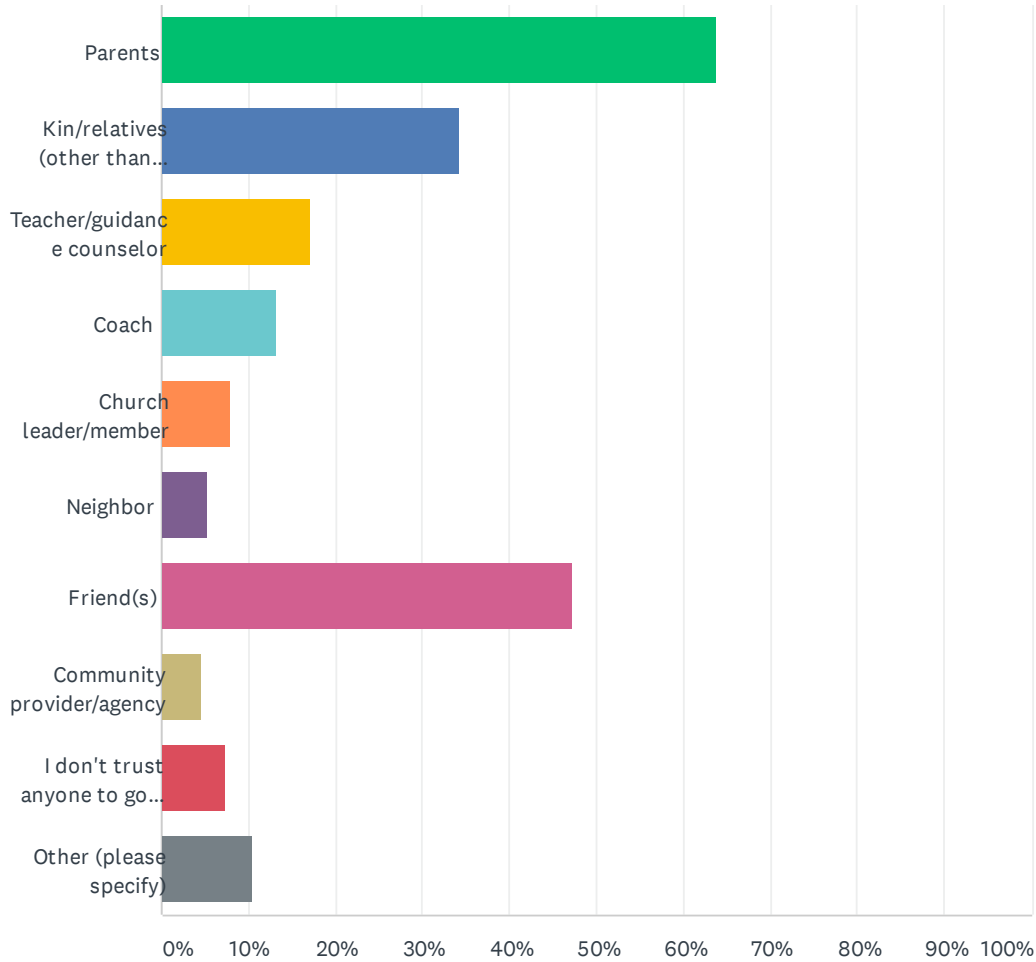


ANSWER CHOICES	RESPONSES	
Parents	77.63%	118
Kin/relatives (other than parents)	35.53%	54
Teacher/guidance counselor	21.05%	32
Coach	19.08%	29
Church leader/member	12.50%	19
Neighbor	5.92%	9
Friend(s)	48.03%	73
Community provider/agency	9.21%	14
No one provides support and guidance	2.63%	4
Other (please specify)	11.18%	17
Total Respondents: 152		

Q4 Who do you trust to go to if you need help? (check all that apply)

Answered: 152 Skipped: 32

Copy of Toledo Youth Survey 2020

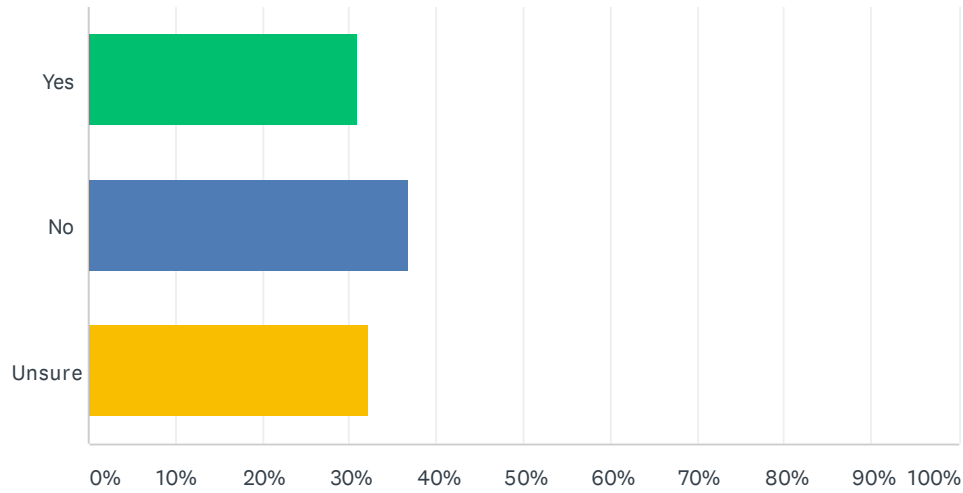


ANSWER CHOICES	RESPONSES	
Parents	63.82%	97
Kin/relatives (other than parents)	34.21%	52
Teacher/guidance counselor	17.11%	26
Coach	13.16%	20
Church leader/member	7.89%	12
Neighbor	5.26%	8
Friend(s)	47.37%	72
Community provider/agency	4.61%	7
I don't trust anyone to go to for help.	7.24%	11
Other (please specify)	10.53%	16
Total Respondents: 152		

Q5 Do you feel your voice as a young person is heard by the community?

Answered: 152 Skipped: 32

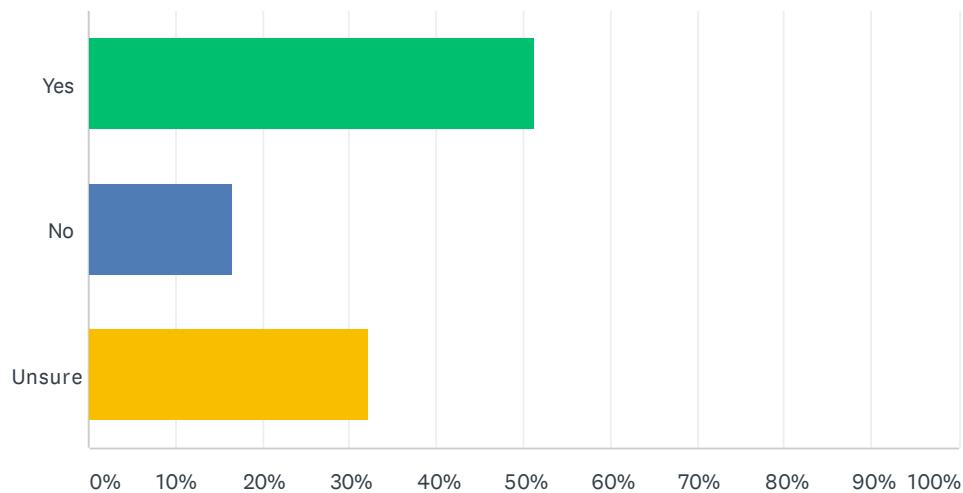
Copy of Toledo Youth Survey 2020



ANSWER CHOICES	RESPONSES	
Yes	30.92%	47
No	36.84%	56
Unsure	32.24%	49
TOTAL		152

Q6 Do you believe the Toledo community has failed young people?

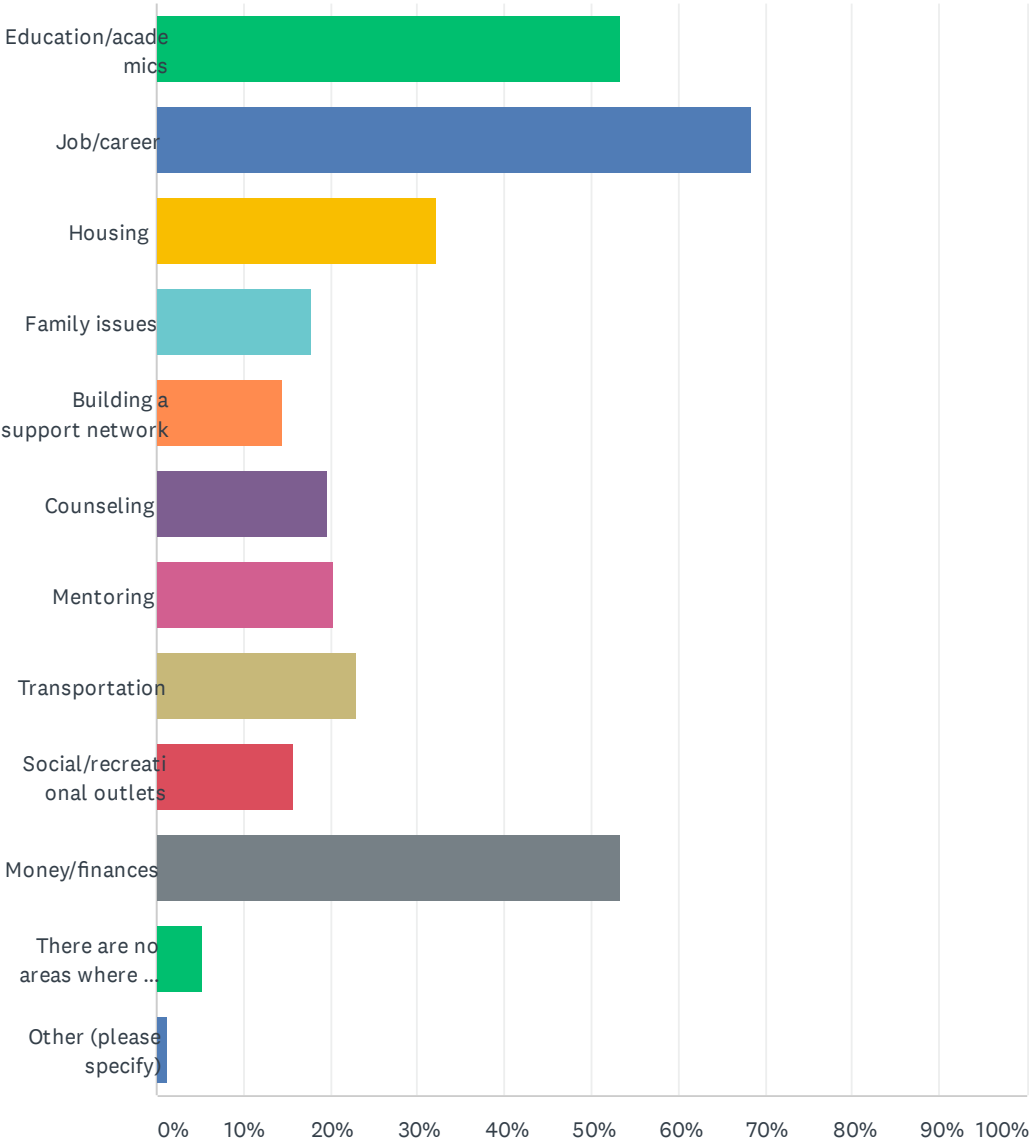
Answered: 152 Skipped: 32



ANSWER CHOICES	RESPONSES	
Yes	51.32%	78
No	16.45%	25
Unsure	32.24%	49
TOTAL		152

Q7 What areas would you want guidance, support or resources to accomplish your goals? (check all that apply)

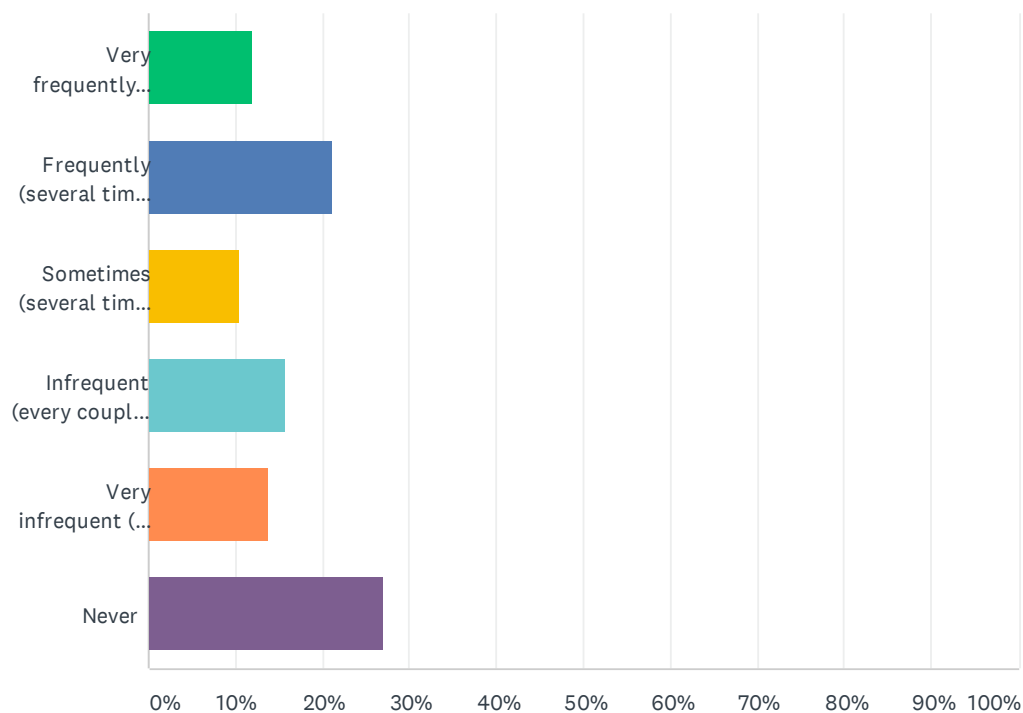
Answered: 152 Skipped: 32



ANSWER CHOICES	RESPONSES	
Education/academics	53.29%	81
Job/career	68.42%	104
Housing	32.24%	49
Family issues	17.76%	27
Building a support network	14.47%	22
Counseling	19.74%	30
Mentoring	20.39%	31
Transportation	23.03%	35
Social/recreational outlets	15.79%	24
Money/finances	53.29%	81
There are no areas where I need guidance, support or resources.	5.26%	8
Other (please specify)	1.32%	2
Total Respondents: 152		

Q8 How often do you witness/experience any kind of violence in your home or in your community?

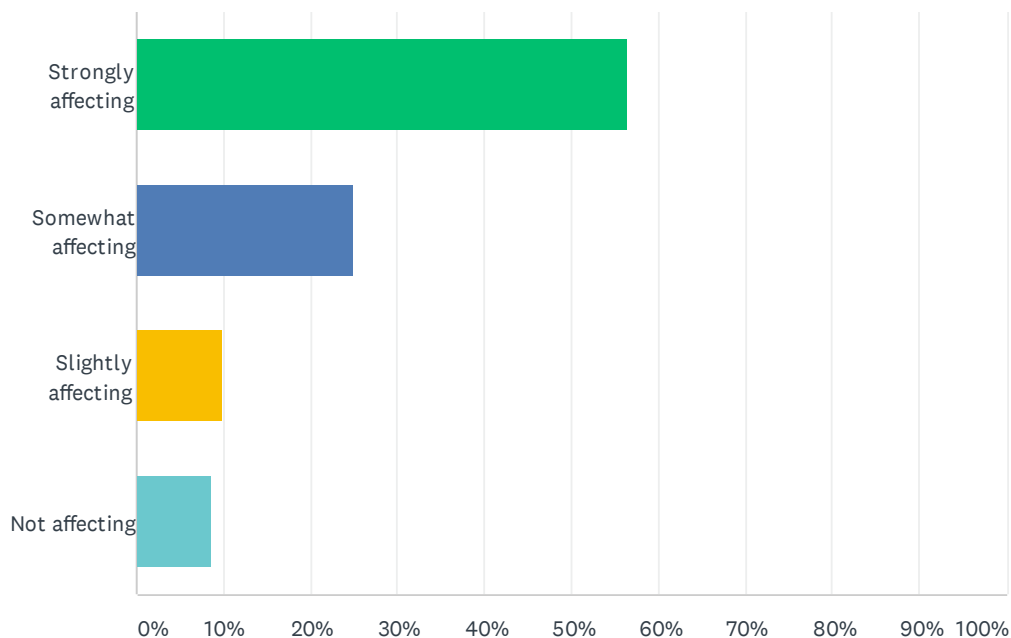
Answered: 152 Skipped: 32



ANSWER CHOICES	RESPONSES	
Very frequently (daily)	11.84%	18
Frequently (several times a week)	21.05%	32
Sometimes (several times a month)	10.53%	16
Infrequent (every couple of months)	15.79%	24
Very infrequent (a few times a year)	13.82%	21
Never	26.97%	41
TOTAL		152

Q9 Do you believe violence is affecting your community?

Answered: 152 Skipped: 32

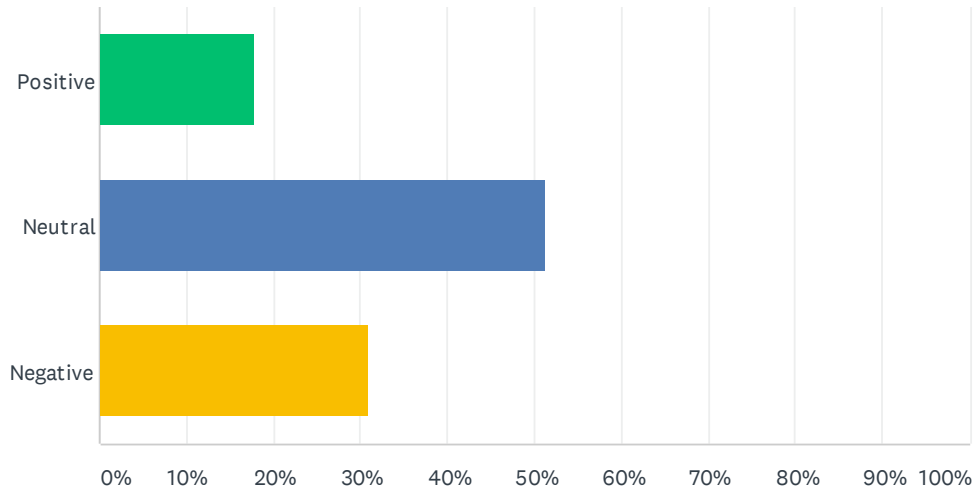


ANSWER CHOICES	RESPONSES	
Strongly affecting	56.58%	86
Somewhat affecting	25.00%	38
Slightly affecting	9.87%	15
Not affecting	8.55%	13
TOTAL		152

Q10 How would you describe your interaction/ experience/ observation with the police?

Answered: 152 Skipped: 32

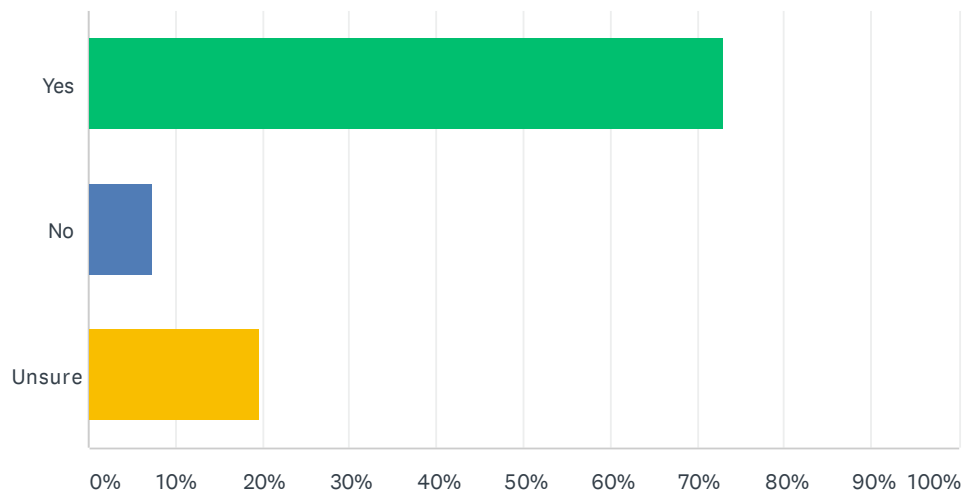
Copy of Toledo Youth Survey 2020



ANSWER CHOICES	RESPONSES	
Positive	17.76%	27
Neutral	51.32%	78
Negative	30.92%	47
TOTAL		152

Q11 Do you feel young people are racially targeted by police?

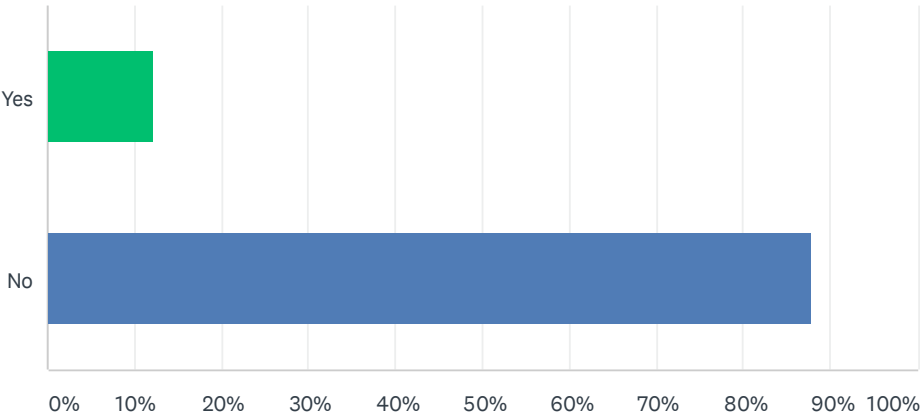
Answered: 152 Skipped: 32



ANSWER CHOICES	RESPONSES	
Yes	73.03%	111
No	7.24%	11
Unsure	19.74%	30
TOTAL		152

Q12 Are there any additional issue(s) related to youth in the Toledo community that you would like to share?

Answered: 148 Skipped: 36



ANSWER CHOICES		RESPONSES	
Yes		12.16%	18
No		87.84%	130
TOTAL			148