



City of Toledo Municipal Golf Courses Annual Report 2020

DAVEY GOLF

WWW.DAVEYGOLF.COM



TABLE OF CONTENTS

OPERATING PROCEDURES

AMIDST THE PANDEMIC	3
WEATHER AND GOLF	4
MARKETING	5
OTTAWA PARK	8
DETWILER PARK	31
COLLINS PARK	55

Davey's request to reopen the City of Toledo's municipal golf courses with stringent sanitization and social distancing guidelines was granted on April 6, 2020. As part of this request, Davey proposed a "Park and Play" program that included a list of measures to allow the golf courses to continue operations during the pandemic.

The intent of the Park and Play program is to provide confidence to golfers that they can drive to your course, park their cars, get to and around the course, and back to the parking lot in as safe an environment as possible. Because the golf functions primarily outside, proper precautions can be reasonably made to greatly reduce the chances of encountering other individuals.

Listed below are measures that were implemented as part of the Park and Play program:

- Encourage golfers to pay in advance over the phone with a credit card, show up to a pre-positioned sanitized cart, and proceed to the first tee without personal contact.
- Place appropriate signage outside the pro-shop and clubhouse entries briefly outlining the social distancing guidelines in place.
- Place appropriate signage on carts and around the clubhouse with the phone number to call-in food orders with an explanation that credit card transactions are requested.
- Eliminate sit-down food and beverage services. Use "call-ahead," "take-out, and/or "to-go" services only. Consider delivery as an option from the beverage cart, or an additional golf cart if feasible.
- Provide protective gloves to all staff handling cash or credit cards during all transactions.
- Increased tee time intervals to spread players out on the course.
- Direct players to leave the pin in the cup at all times. Raise the cup up an inch above the green surface and count it when the ball hits it. This is a good time for "gimmies."
- Follow all guidance to not exceed gathering limits established by local and state authorities.
- Remove ball washing stations or place out of usable areas.
- Remove rakes from the course and temporarily play these areas as non-hazards. Put a local rule in place that permits placing your golf ball in any bunker on the course.
- Remove all water stations from the course and either provide bottled water or advise them to purchase beverages prior to tee off.
- Remove bulk scorecard, pencil and tee holders from starter areas. Only issue when requested.
- Ask customers to personally dispose of any trash they may have in the nearby receptacles.
- After play, ask golfers to go directly to their carts and park them in designated areas.



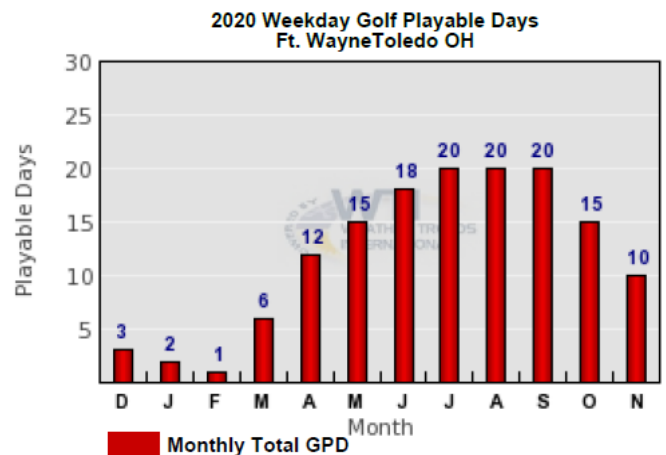
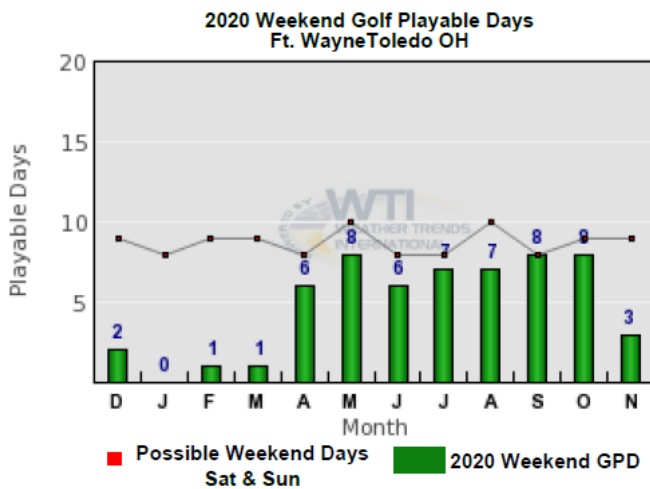
Weather and Golf

Prior to concerns over COVID-19, several days with unseasonable temperatures allowed Ottawa Park to open for play early in the year in the months of January and February where modest rounds and revenue were realized. The three courses fully opened with less playing restrictions in May and June. Weather and golf can be a double edge sword, rainfall and threat of rain deters golfers from playing while too little rain causes increased costs to properly irrigate the golf course, leading to a perceived decline in course conditions, which negatively affects play. Ideal golf conditions keep the low temperatures high and the high temperatures reasonable as days when temperatures are too hot also contribute to a decline in golf played. The data and tables below are sourced from Weather Trends International and compare realized rainfall to historical averages.

Below average rainfall was experienced throughout the majority of the year, aiding in desirable golfing conditions and rounds played.

Month	Rain Days	Rainfall	Historical Average Rainfall	Variance
May	11	4.63	3.78	0.85
June	6	2.61	3.94	1.33
July	7	3.03	3.54	0.51
August	6	3.23	3.45	0.22
September	6	2.4	3.03	0.63
October	9	3.16	2.86	0.30

Weekend/day GPD





Marketing

Marketing efforts have largely been combined to include promotion of each of the three municipal golf courses.

Savings have been realized from the budgeted marketing expense line item as the majority of marketing efforts have been conducted with in-house grass roots efforts such as email campaigns and social media posts.

Radio

A local radio ad campaign was conducted across the airwaves this Summer. The City of Toledo golf courses were featured a total of 280 times in 0:30 second spots on three radio stations (93.5, 94.5 & 106.5) throughout the months of May and June.

93.5 WRQN: one of the biggest listening audiences (77,600 listeners per week), this audience has **high disposable income**, making it more likely they'll be able to afford to golf which can sometimes be costly. This audience is **very strong in the 40-60 year old demographic**.

- #2 overall station in the Metro (Lucas/Fulton/Wood) Adults 35-64
- #2 overall station in the Metro (Lucas/Fulton/Wood) Adults 18+
- #2 overall station in the Metro (Lucas/Fulton/Wood) P12+

94.5 WXKR: another one of the biggest audiences (93,600 listeners per week), this audience is also strong in the over 40 years old demographic. **Very strong in the Male demographic**.

- #2 overall station in the Metro (Lucas/Fulton/Wood) Men 25-64, and 35-64
- #3 overall station in the Metro (Lucas/Fulton/Wood) Men 25-54
- #6 overall station in the Metro (Lucas/Fulton/Wood) Adults 25-54

106.5 ESPN Radio "The Ticket" – (22,900 listeners per week) obviously, these are sports fans. This audience also has very high disposable income and is also very strong in the Male demographic. See page 8 of "The Ticket Media Kit" for more descriptive about the audience. These listeners are definitely within the profile of a golfer.

Social Media

Ottawa Park's Facebook page is growing in popularity on January 31, 2020 Ottawa Park had 134 Facebook followers. As of December 31, 2020 Ottawa Park's page had 397 followers. Regular social media posts will continue to keep customers informed and engaged.



facebook.

- 👍 375 people like this
- 📁 397 people follow this
- 📍 2,477 people checked in here

Insights


[See All](#)

Last 28 days : Jun 15 - Jul 12 ▼

People Reached **8,489**
▲5%

Post Engagements **641**
▲42%

Page Likes **55**
▲104%



Email

The combined customer database includes 2,967 unique emails. This figure is up 210 emails from July 1, 2020. The collection of emails is driven by the efforts of our clubhouse managers and staff upon check in. Of these 2,967 email addresses 2,278 persons are considered “engaged” meaning that they have opened and/or booked a round as a result of the email advertisement over the past 30 days. The number of engaged customers has increased significantly from July 1, 2020 when 1,236 customers were classified as engaged.

Throughout the year a total of sixty-two (62) email marketing campaigns were sent on behalf of Toledo Municipal Golf Courses. An example of Ottawa’s recent e-blast sent to engaged customers promoting the Solheim Cup and analytics is depicted below.


Deliverability:

1,214	1,049	285	33	136	0	1
Recipients	Delivered	Opens	Clicks	Bounced	Spam	Unsubscribed



SOLHEIM CUP TICKETS MAKE THE PERFECT HOLIDAY GIFT FOR EVERYONE ON YOUR LIST!

What is the Solheim Cup?
 Biggest team event in women’s professional golf
 Once in a lifetime global event
 Hosted at Inverness Club in Toledo, Ohio
 August 31 – September 6, 2021 (Labor Day Weekend)
 Team USA vs. Team Europe (12 vs. 12)
 Loud, high energy, and very patriotic
 Biennial Event – switches between USA & Europe



Loyal Tee Club

A new Loyal Tee program was introduced at the Toledo Golf Show in 2020. The Loyal Tee Club is designed to attract repeat customers at Toledo's municipal golf courses. Golfers pay a one-time fee (\$49.95 non-senior/\$29.95 senior) to gain preferred player status and receive special pricing on golf rates throughout the 2020 golfing season.

Through the end of 2020 a total of 120 golfers joined the LoyalTee Club resulting in \$3,790 of membership revenue.

This is up from July 1, 2020 when 108 golfers joined the LoyalTee Club resulting in \$3,429 of membership revenue.

While we are proud of the positive response from golfers for this program we feel there is potential for golfer participation to grow in years to come.



Loyal Tee Club Memberships are priced as follows and do have several conditions to ensure that the program is mutually beneficial to the golf course and the golfer.

\$49.95 Non-Senior

\$29.95 Senior

*Not valid for league and tournament play, discounted prices cannot be combined with any other coupon or promotional pricing offer.

**Loyal Tee Club pricing valid anytime Monday through Friday; Saturday, Sundays and Holidays after 1:00pm

***Club benefits valid from April 1, 2020 through November 1, 2020.



Ottawa Park Golf Course

Revenue

Ottawa Park remained open throughout the winter allowing play during days where the weather was conducive and generated modest revenues in the months of January and February.

On Thursday, March 19th the course was temporarily closed as a precaution against the pandemic.

The golf course reopened to Ohio residents for walking only on Friday, April 10th.

Beginning on Sunday, May 3rd, residency and cart restrictions were eased as we began to welcome out of state golfers and allowed the use of golf carts with a single passenger.

Golf Leagues began playing in mid to late May and continued throughout the season.

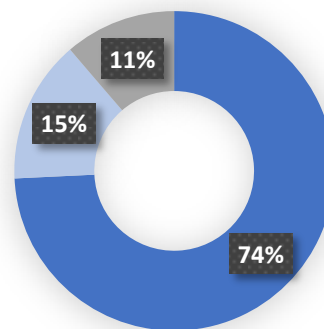
The figures below compare revenue year over year and percentage of 2020 revenue goals met.

	Ottawa		
	2019	2020	% Chg
January	\$ -	\$ 289.00	
February	\$ -	\$ 1,118.00	
March	\$ -	\$ 6,637.00	
April	\$ -	\$ 12,155.00	
May	\$ 63,873.00	\$ 92,811.00	45%
June	\$ 51,810.00	\$ 114,359.00	121%
July	\$ 74,608.00	\$ 101,111.00	36%
August	\$ 75,541.00	\$ 104,673.00	39%
September	\$ 52,681.00	\$ 75,142.00	43%
October	\$ 35,441.00	\$ 48,357.00	36%
November	\$ 4,160.00	\$ 25,631.41	516%
December	\$ 8,150.00	\$ 3,835.77	-53%
Yearly Total	\$366,264.00	\$586,119.18	60%

Ottawa Park	
Actual	Goal
\$ 586,152.77	\$ 789,512.50

55% Revenue increase year over year for period of May—December

Ottawa Park 2020 Revenue Goal



■ Achieved ■ Not Achieved ■ Revenue Loss Directly Attributed to Pandemic



Ottawa Park Golf Course



Financial Impact of Pandemic

The world-wide pandemic significantly impacted revenue figures across all industries. As a precaution, the golf course was closed for a total of twenty-two (22) days spanning the months of March and April. While it is impossible to learn the exact financial impact of course closure some assumptions can be made to identify a reasonable revenue loss figure. We will highlight three (3) areas in which the golf courses experienced revenue loss. 1. Days closed 2. Days with residency and cart restrictions 3. Days without F&B service

- 1. **Days Closed**—Thirteen (13) of the days in which Ottawa Park was closed occurred in March. Dividing planned revenue equally in each day of March assumes daily revenue in March to be \$766. If we are to assume achieving daily revenue goals, revenue loss due to the pandemic would be \$9,958 in March. (13 days * \$766 average expected daily revenue = \$9,958 revenue lost)

If this same rational was extended into the month of April, we would expect \$2,487 in daily revenue as outlined by the submitted and approved golf budget . Multiply the anticipated daily revenue in April by the nine (9) days in which the course was closed, we can attribute an additional \$22,383 in revenue loss due to the pandemic. (9 days * \$2,487 expected daily revenue = \$22,383).

- 2. **Open With Restrictions**—During the twenty-three day time frame from April 10th through May 3rd, in which precautionary restrictions were placed on golf operations, we realized an average daily revenue of \$650. In the two week period after residency and cart restrictions were relaxed (May 3rd—May 16th), daily revenue jumped to an average of \$2,847.

Assuming that revenues would be similar to the fourteen day period following the loosening of restrictions, we can attribute an additional \$50,531 in potential revenue loss due to the pandemic during the period from April 10th through May 3rd.

\$2,847 average daily revenue May 3—May 16

(less) \$650 average daily revenue April 10—May 2

\$2,197 average daily difference in revenue (multiplied by) 23 days, total potential revenue loss \$50,531.

- 3. **Days Without F&B**—As a further precaution against COVID-19 food and beverage operations did not resume until May 20th. For the purpose of this exercise, we will examine potential revenue loss in F&B from the dates April 10th through May 19th.

Food and Beverage revenue generated \$12,095.42 from May 20th through June 30th. There were 6,562 rounds played during the same time period resulting in an average of \$1.84 of F&B revenue per round of golf.

A total of 3,365 rounds of golf were played from reopening on April 10th to when F&B operations began on May 20th. If we assume the same amount of F&B revenue generated per round, we can attribute an additional \$6,202.54 in lost revenue due to the pandemic.

Potential Revenue Loss Summary

\$9,958 - 13 days in closed in March

\$22,383—9 days closed in April

\$50,531—23 days open with restrictions

\$6,202—Lack of F&B operations

\$89,074—Total potential revenue loss due to pandemic.



Ottawa Park Golf Course



Weekly Golf Leagues

Offseason sales efforts to acquire leagues at Ottawa were also effective. Ottawa Park reported having twenty-two (22) leagues contributing an estimated \$124,332.00 of annual green fee and cart revenue at the January 29th stakeholder meeting. Heading into March, Ottawa had acquired two new leagues increasing anticipated green fee and cart revenue by \$7,896.00.

As a result of pandemic influences, two leagues canceled at Ottawa Park for the 2020 season. These leagues represented 40 players contributing annual revenues of \$14,960.00. Several leagues delayed their league schedule and additional revenue was not realized as a result. The current combined realized lost revenue is \$19,776.00. Details on how each golf league impacted golf revenues is detailed below.

Day of Week	League Name	# Players	# Carts	Rate	Preferred Start	Delayed Start	Anticipated Annual Revenue	Anticipated Weekly Revenue	Lost Revenue	Notes
Monday	SodBusters	12	12	\$16	4/27	Yes 5/11	\$ 3,072.00	\$ 192.00	\$ 384.00	2 weeks lost play
Monday	SDGC	12	12	\$16	5/4	No 5/4	\$ 2,304.00	\$ 192.00	\$ -	
Monday	Mully Mac	24	24	\$22	4/27	Yes 5/4 or later	\$ 8,448.00	\$ 528.00	\$ 528.00	If 1 week delayed and no loss of players
Monday	Old Orchard	24	24	\$22	6/1	No 6/1	\$ 7,392.00	\$ 528.00	\$ -	
Monday	Elks - Dropped Out	20	0					\$ -	\$ 7,040.00	
Tuesday	TGC	20	24	\$22	5/5	No 5/5	\$ 6,336.00	\$ 440.00	\$ -	
Tuesday	UT	22	22	\$22	5/5	Yes 4/28	\$ 7,744.00	\$ 484.00	\$ 1,760.00	less weeks and lost players
Tuesday	OP Ladies	16	16	\$22	5/5	Yes 4/28	\$ 5,632.00	\$ 352.00	\$ -	still planning on 16 weeks
Tuesday	Shock	8	8	\$22	5/26	No 5/26	\$ 2,464.00	\$ 176.00		
Tuesday	TALE - Dropped Out	20							\$ 7,920.00	Originally lost players - too many in high risk category - discussing playing a few weeks in the fall
Wednesday	Retirees	40	40	\$17	5/6	No 5/6	\$ 5,280.00	\$ 680.00	\$ -	Private Group with 4 Divisions - unknown if they will lose players
Wednesday	Dana	12	12	\$20	5/6	No 5/6	\$ 3,840.00	\$ 240.00	\$ -	50% might be open to walking
Wednesday	Strokers	20	20	\$20	5/6	Yes 4/22	\$ 6,400.00	\$ 400.00	\$ -	
Wednesday	Jepson	8	8	\$20	5/20	No 5/20	\$ 2,560.00	\$ 160.00	\$ -	
Wednesday	Mixed	12	12	\$20	5/6	Yes 4/29	\$ 3,840.00	\$ 240.00	\$ -	
Thursday	Dana	40	40	\$20	5/7	Yes 4/16	\$ 12,800.00	\$ 800.00	\$ 1,600.00	Cut 2 weeks from schedule
Thursday	Kool Kats	4	4	\$16	5/7	Yes 4/29	\$ 1,088.00	\$ 64.00	\$ 64.00	
Thursday	Blazers	24	18	\$22	5/7	Yes 4/9	\$ 8,640.00	\$ 528.00		Determining how many weeks - would have been 18 - needs to be done by Labor Day - working out a plan for potential "make up" days
Thursday	GT	20	20	\$22	5/7	Yes 4/30	\$ 7,920.00	\$ 440.00		
Thursday	El Camino	8	8	\$22	5/7	Yes 4/23	\$ 2,816.00	\$ 176.00	\$ 352.00	Cut 2 weeks
Thursday	TECO	28	18	\$22	5/7	Yes 4/23	\$ 8,736.00	\$ 616.00		Could have more walkers if necessary
Thursday	Noworka	16	16	\$22	5/7	Yes 4/30	\$ 5,632.00	\$ 352.00		Might have fewer players
Friday	GE	4	4	\$16	5/8	Yes 4/24	\$ 1,024.00	\$ 64.00	\$ 128.00	Cut 2 weeks
Friday	Couples	20	20	\$16.50	5/8	Yes 5/1	\$ 3,300.00	\$ 330.00		



Ottawa Park Golf Course

Course Conditions

Ottawa Park Golf Course continues to show improvement with regards to conditions of the golf course. Investment in mowing equipment has yielded the desired returns and results. Pictures depicting course conditions are on pages to follow.

Grass height was properly maintained throughout all areas of the golf course throughout the season. Many compliments were made by appreciative golfers praising efforts made to keep the rough height down and greens smooth.

Aerification and overseeding was performed on greens, tees and fairways at Ottawa Park Golf Course for the first time in several years. Aerification and overseeding are routine cultural practices that should be performed annually to maintain turf and soil health.

We continue to experience flooding on holes 2, 3, 17 & 18. Best efforts are continually made to remove standing water from these areas during periods of heavy rainfall. We have also limited access by roping off these areas in attempt to regrow lost turf.

The biggest concern at Ottawa Park in relation to course conditions and sustainable operations has to do with the pump station. The pump station is in need of several new components including the Clay-Valve. The Clay-Valve regulates water flow throughout the system and when this component is not functioning as designed, it may lead to a shorter lifespan of the entire irrigation system. Due to the condition of the Clay-Valve, the entire irrigation system must be completely shut down everyday when not in use. When the system is turned back on it needs to completely repressure causing extreme fatigue and undue stress on the pipes and other components. The persistent leaking of the Clay-Valve also means that the pump is always running full throttle. Continuing to operate the system in this manner will likely lead to further system failures.

Davey Value Added Items

A major concern at Ottawa Park Golf Course is the pruning and removal of hazardous trees. On June 10, 2020 a large tree limb fell onto the bridge near hole 18. This bridge is a high traffic area for golfers and staff. Hazard trees present an ever-present risk and pose a liability to all interested parties. A full hazard tree assessment has been completed by Davey Tree in July and the City's Forestry Department has a plan in place to address the hazard trees.

The Davey Resource Group performed Geographical Information System (GIS) drone mapping of the entire property at no additional charge to the City. The GIS mapping of the golf course assists in locating subsurface features, assessment of vegetation health, and assessment of storm water runoff. This graphical information was used to generate website enhancement which includes an overview story map. Moving forward, we will explore advertising options and event sponsorship utilizing this interactive digital media feature.



Ottawa Park Golf Course

Customer Reviews (April—June)

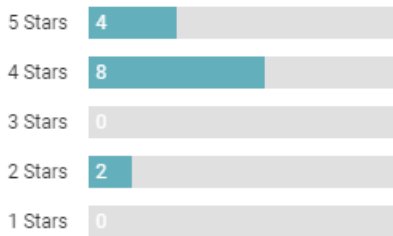


Reviews sourced from [golfadvisor.com](https://www.golfadvisor.com)

Rating Snapshot

All Time Last 6 Months Last 12 Months

Average Rating 4.0 ★★★★★☆ 14 Reviews



Conditions	4.1	★★★★☆
Value	4.2	★★★★☆
Layout	4.1	★★★★☆
Pace	3.9	★★★★☆
Amenities	3.3	★★★☆☆
StaffFriendliness	4.8	★★★★★

85.7%

✓ Recommend this course

12 out of 14 reviews

[Read Reviews](#)

[gtoDZLxZcot3btwN8RQ](#)
 Played On 07/02/2020
 Reviews 1 Skill Advanced Plays A few times a week

✓ I Recommend This Course

★★★★☆ Previously Played

Very much improved!!!

I have played this course my entire life. Been in a league here for the past twenty years. Hands down Ottawa Park Golf Course is in the best shape I have ever seen it!! Hats off to Davey Tree for making the golf course part of Toledo's "Central Park" a thing of beauty.

[u238942223](#)
 Played On 06/29/2020
 Reviews 3 Handicap Don't know Skill Intermediate Plays Once a week

✓ I Recommend This Course

★★★★★ Verified Purchaser Previously Played Hot weather Used cart

Love this course

Since the City of Toledo has taken over management of this course, it just keeps getting better and better. Stephanie is so kind. We really enjoy this course.

[fischman10](#)
 Played On 07/11/2020
 Reviews 1 Skill Intermediate Plays Once a week

*This reviewer did not type a narrative explaining the poor review. Included to show that not only positive reviews were presented.

★★★☆☆ First Time Playing

Conditions	Value	Layout	Friendliness	Pace	Amenities
Poor	Fair	Fair	Average	Average	Poor



Ottawa Park Golf Course



Customer Reviews (July—November)

Reviews sourced from [golfadvisor.com](https://www.golfadvisor.com)

Rating Snapshot

[All Time](#) [Last 6 Months](#) [Last 12 Months](#)

GOLFPASS Rating Index *i* 4.0 ★★★★★ 62 Reviews

5 Stars	16	Conditions	3.7	★★★★☆
4 Stars	31	Value	4.3	★★★★☆
3 Stars	11	Layout	4.3	★★★★☆
2 Stars	4	Friendliness	4.5	★★★★☆
1 Stars	0	Pace	3.9	★★★★☆
		Amenities	3.5	★★★★☆

90.2% *i*

Recommend this course

57 out of 62 reviews

[Read Reviews](#)

h9P0SuXFWq0EIL0cc0aE [I Recommend This Course](#)

Played On 09/27/2020

Reviews 1 Handicap 5-9 Skill Advanced Plays A few times a week

★★★★★ [First Time Playing](#) [Perfect weather](#) [Used cart](#)

Great Course - No Food

First time playing Ottawa Park course was wonderful greens are great cool old school layout. It a bit short but still offers enough of a challenge.

The clubhouse let a lot to be desired. I couldn't but golf balls because they didn't have any stock of anything. The concession stand wasn't able to even serve a hot dog and ran out of miller lite. Girl behind the counter was nice but said that they have been out of hot dogs for 'a while'.
...I'm shocked at how the clubhouse could be so bare of things to buy.

jblack12 [I Recommend This Course](#)

Played On 09/09/2020

Reviews 13 Handicap 10-14 Skill Intermediate Plays A few times a week

★★★★☆ [Verified Purchaser](#) [Previously Played](#) [Wet weather](#) [Used cart](#)

Ottawa Park Golf Course

The conditions were a little wet buy surprisingly, none of the holes were washed out. I really appreciate the rough being trimmed so I could find my ball if it wasn't in the fairway.

zschust [I Recommend This Course](#)

Played On 08/23/2020

Reviews 1

★★★★★ [Previously Played](#)

Overall Great!

The course is in great condition and well taken care of! The staff is nothing short of perfection and do anything and everything to make you happy!

QUALITY SITE ASSESSMENT SCORE CARD

QSA Reference	
Number:	10114
This QSA Date:	4/13/2020
Prior QSA Date:	10/17/2019
Next QSA Date:	

Golf Course:	Ottawa Park	
Customer:	City of Toledo	
Contact:	Aaron Myers	Email: Aaron.myers@toledo.oh.gov.com
Regional Mgr:	Zach Young	Email: Zachary.young@davey.com
Super. / Crew Lead:	Kevin Eby	Email: Kevin.eby@davey.com
Inspected By:	Zach Young	Email:
Customer Attendee:		Email:
Davey Attendee:		Email:

Supporting Photos and Drawings

Location / Photo / Drawing 1 and notes

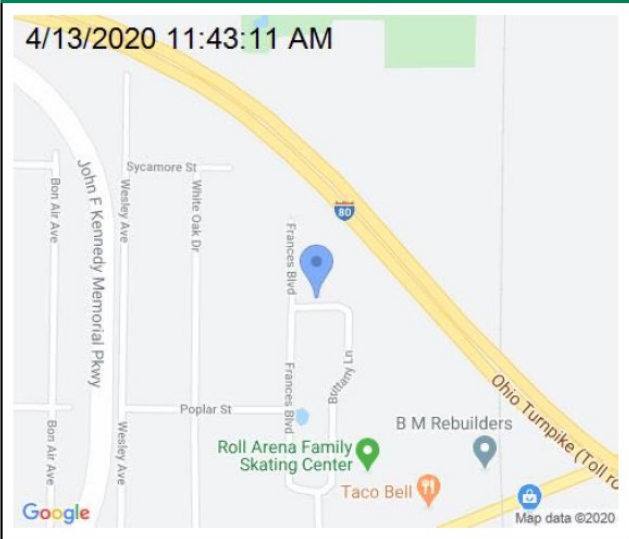


Photo / Drawing 2 and notes



Flower bed at entrance is neat and cleaned prepped for potential new plantings

Photo / Drawing 3 and notes



Turf on the greens is thick and healthy. The cups have been raised as part of pandemic precautions, eliminating a common touch point.

Photo / Drawing 4 and notes



Greens are being mowed and rolled to provide a smooth, firm consistent playing surface.

QUALITY SITE ASSESSMENT SCORE CARD

Golf Course: Ottawa Park	
Customer: City of Toledo	
Contact: Aaron Myers	Email: Aaron.myers@toledo.oh.gov.com
Regional Mgr: Zach Young	Email: Zachary.young@davey.com
Super. / Crew Lead: Kevin Eby	Email: Kevin.eby@davey.com
Inspected By: Zach Young	Email:
Customer Attendee:	Email:
Davey Attendee:	Email:

QSA Reference

Number: 10114
This QSA Date: 4/13/2020
Prior QSA Date: 10/17/2019
Next QSA Date:

Supporting Photos and Drawings

Photo / Drawing 5 and notes



Fairways, rough and tees are being maintained to the appropriate height and striped for aesthetics. Water on hole #2 is being reasonably controlled.

Photo / Drawing 6 and notes



Wet area on hole 3 remains roped off. Standing water routinely gathers here and is moved with a trash pump.

Photo / Drawing 7 and notes



Greens are uniform and healthy through the course.

Photo / Drawing 8 and notes



Tees are in good condition. Staff has done a tremendous job at keeping up with clearing of debris from recent high winds.

QUALITY SITE ASSESSMENT SCORE CARD

Golf Course: Ottawa Park Golf Course	
Customer: City of Toledo	
Contact: Karen Ranney-Wolkins	Email:
Regional Mgr: Zach Young	Email:
Super. / Crew Lead: Scott Eby	Email:
Inspected By: Zach Young	Email:
Customer Attendee: Aaron Myers	Email:
Davey Attendee: Zach Young	Email:

QSA Reference

Number:	10118
This QSA Date:	5/28/2020
Prior QSA Date:	4/11/2020
Next QSA Date:	

In Scope?	Inspection Item	Score (out of 10)	Comments
<input checked="" type="checkbox"/>	Greens	Turf Density	9 Greens are healthy and full
		Smoothness	9 Greens are being rolled regularly
		Consistency	9 Green speed is consistent hole to hole
		Firmness	9
		Coverage	9
		Severe Ball Mark Damage	9
<input checked="" type="checkbox"/>	Fairways	Turf Density	9 Very few areas where fairway turf is not thick and full
		Coverage	8 Some thin areas on fairways that get routinely flooded
<input checked="" type="checkbox"/>	Rough (Primary / Intermediate)	Turf Density	8 No major issues in the rough. Issues are present only on holes
		Length	8 that gather standing water after heavy rainfall.
		Coverage	8 Rough length is being maintained at a proper height.
<input type="checkbox"/>	Sand Traps	Sand Quality	3 Sand continues to be contaminated with rocks
		Sand Trap Maintenance	6 Rakes have been removed for CoVid-19.
		Edged	7 A soft edge has been made around all bunkers.
		Weed Free	6 A few weeds are beginning to grow on perimeters. Will address
<input checked="" type="checkbox"/>	Tee Boxes	Turf Density	8 Tee boxes are in good shape.
		Coverage	9 Top dressing sand/seed mix would help maintain coverage.
<input checked="" type="checkbox"/>	Clubhouse	Clubhouse	8 Flower beds around the clubhouse are well kept
		Landscaping	8

Site Quality Rating	Total	SITE QUALITY SCORE:
Exceptional 95 – 100%	128	85%
Meets Requirements 80 – 94%		
Does Not Meet Requirements 79% or below		

Additional Comments

Significant rainfall was experienced during the week of this QSA. Operating procedures altered accordingly per pandemic precautions.

Signature

QUALITY SITE ASSESSMENT SCORE CARD

QSA Reference	
Number:	10118
This QSA Date:	5/28/2020
Prior QSA Date:	4/11/2020
Next QSA Date:	

Golf Course:	Ottawa Park Golf Course	
Customer:	City of Toledo	
Contact:	Karen Ranney-Wolkins	Email:
Regional Mgr:	Zach Young	Email:
Super. / Crew Lead:	Scott Eby	Email:
Inspected By:	Zach Young	Email:
Customer Attendee:	Aaron Myers	Email:
Davey Attendee:	Zach Young	Email:

Supporting Photos and Drawings

Location / Photo / Drawing 1 and notes

5/28/2020 8:20:59 AM

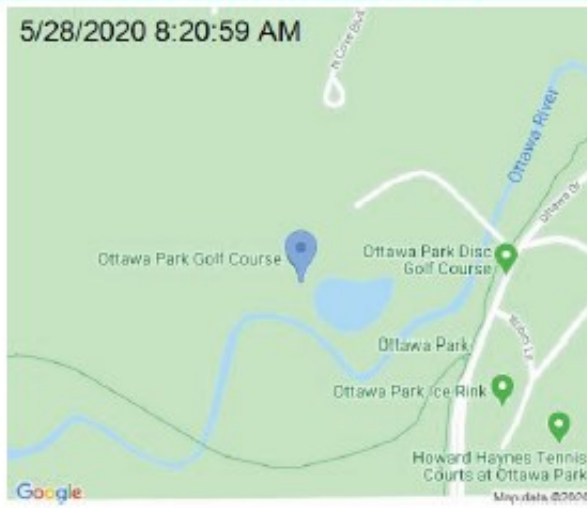



Photo / Drawing 2 and notes



Course is mowed to appropriate height in all areas of play.

Photo / Drawing 3 and notes



A soft edge has been put to the bunkers. Drainage is not ideal and sand continues to be contaminated with rock.

Photo / Drawing 4 and notes



Hole 7 green much improved from last season as algae growth has been eliminated.

QUALITY SITE ASSESSMENT SCORE CARD

Golf Course: Ottawa Park Golf Course	
Customer: City of Toledo	
Contact: Karen Ranney-Wolkins	Email:
Regional Mgr: Zach Young	Email:
Super. / Crew Lead: Scott Eby	Email:
Inspected By: Zach Young	Email:
Customer Attendee: Aaron Myers	Email:
Davey Attendee: Zach Young	Email:

QSA Reference

Number: 10118
This QSA Date: 5/28/2020
Prior QSA Date: 4/11/2020
Next QSA Date:

Supporting Photos and Drawings

Photo / Drawing 5 and notes



Fairways are thick and full and weed free

Photo / Drawing 6 and notes



Hole 11 is the worst green on the course with a couple of thin areas. Corrective measures are underway, heal time 3 weeks.

Photo / Drawing 7 and notes



Excess water in drain on hole 11 has created a sink hole over the past month. This needs cleaned out, filled in and covered. We will be digging into this issue to assess proper action step

Photo / Drawing 8 and notes



Standing water has been removed from Holes 17 & 18 prior to major turf loss. Areas of the rough are roped off and remain unplayable.

QUALITY SITE ASSESSMENT SCORE CARD

Golf Course: Ottawa Park

Customer: City of Toledo

Contact: Aaron Myers Email: _____

Regional Mgr: Zach Young Email: _____

Super. / Crew Lead: Scott Eby Email: _____

Inspected By: Zach Email: _____

Customer Attendee: _____ Email: _____

Davey Attendee: _____ Email: _____

QSA Reference

Number: 10123

This QSA Date: 6/24/2020

Prior QSA Date: _____

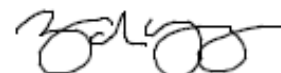
Next QSA Date: _____

In Scope?	Inspection Item	Score (out of 10)	Comments	
<input checked="" type="checkbox"/>	Greens	Turf Density	9	Good root depth exceeding 1in
		Smoothness	9	Superb color
		Consistency	9	Very responsive and smooth
		Firmness	9	
		Coverage	9	Very few trouble spots such as shown on photo 5
		Severe Ball Mark Damage	9	Not bad at all considering the recent volume of play.
<input checked="" type="checkbox"/>	Fairways	Turf Density	9	Great coverage and density.
		Coverage	8	No weeds no disease. Flooding areas getting better.
<input checked="" type="checkbox"/>	Rough (Primary / Intermediate)	Turf Density	8	Turf becoming a little burnt out from lack of rain. Expected and
		Length	10	Acceptable. Cut to 1 in.
		Coverage	9	Good coverage and weed free
<input type="checkbox"/>	Sand Traps	Sand Quality	3	Same. Poor drainage
		Sand Trap Maintenance	7	Sand pro being used every other day. Hand rakes are removed
		Edged	9	Bunkers have a good edge
		Weed Free	7	A small amount of grass persists on perimeter even after removal
<input checked="" type="checkbox"/>	Tee Boxes	Turf Density	8	Par 3 tees are being regularly top dressed to promote new growth
		Coverage	9	divots resulting from heavy play has left the par 3 tees beat up
<input checked="" type="checkbox"/>	Clubhouse	Clubhouse	9	Clubhouse interior neat an clean
		Landscaping	8	Fair. Some nutsedge and broadleaf in beds.

Site Quality Rating	Total	SITE QUALITY SCORE:
Exceptional 95 – 100%	131	87%
Meets Requirements 80 – 94%		
Does Not Meet Requirements 79% or below		

Additional Comments

Signature



QUALITY SITE ASSESSMENT SCORE CARD

Golf Course:	Ottawa Park	
Customer:	City of Toledo	
Contact:	Aaron Myers	Email:
Regional Mgr:	Zach Young	Email:
Super. / Crew Lead:	Scott Eby	Email:
Inspected By:	Zach	Email:
Customer Attendee:		Email:
Davey Attendee:		Email:

QSA Reference

Number:	10123
This QSA Date:	6/24/2020
Prior QSA Date:	
Next QSA Date:	

Supporting Photos and Drawings

Location / Photo / Drawing 1 and notes

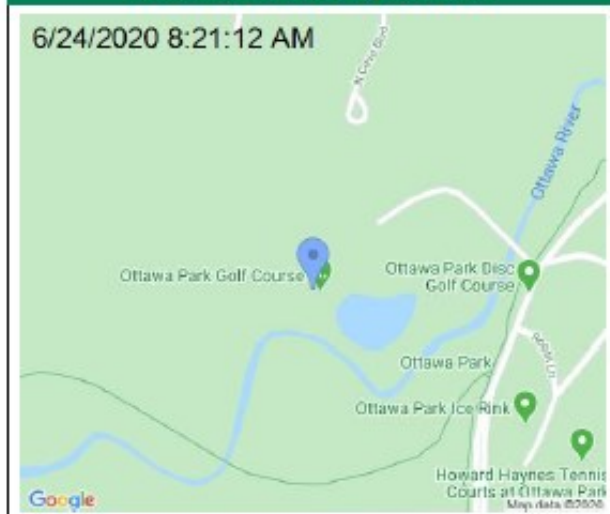


Photo / Drawing 2 and notes



Course is in great condition overall. Hosting Toledo Junior Golf Association tournament

Photo / Drawing 3 and notes



Fairways are in great condition. Very pleased with results from chemical and fertilizer program.

Photo / Drawing 4 and notes



Rough is becoming a bit burnt out but that is expected with weather conditions experienced. Several bare spots in non playing areas around tee box or near cart paths.

QUALITY SITE ASSESSMENT SCORE CARD

Golf Course: Ottawa Park	
Customer: City of Toledo	
Contact: Aaron Myers	Email:
Regional Mgr: Zach Young	Email:
Super. / Crew Lead: Scott Eby	Email:
Inspected By: Zach	Email:
Customer Attendee:	Email:
Davey Attendee:	Email:

QSA Reference

Number: 10123
This QSA Date: 6/24/2020
Prior QSA Date:
Next QSA Date:

Supporting Photos and Drawings

Photo / Drawing 5 and notes



Greens are healthy and disease free. Great color. Very few small troublesome patches such as this spot on 17. Plugs will be taken from green perimeter to replace these patches.

Photo / Drawing 6 and notes



Bunkers have a decent edge a small amount of weeds and/or grass is beginning to peak through sand and will be removed.

Photo / Drawing 7 and notes



Flood area on 18 fairway filling in but still larger areas of sparse coverage. Irrigation issues persist. New head needed.

Photo / Drawing 8 and notes



Creek bank on 18 cut down and cleared.



QUALITY SITE ASSESSMENT SCORE CARD

Golf Course: <u>Ottawa Park</u>	
Customer: <u>City of Toledo</u>	
Contact: <u>Aaron Myers</u>	Email: _____
Regional Mgr: <u>Zach Young</u>	Email: _____
Super. / Crew Lead: <u>Scott Eby</u>	Email: _____
Inspected By: <u>Zach</u>	Email: _____
Customer Attendee: _____	Email: _____
Davey Attendee: _____	Email: _____

QSA Reference	
Number:	<u>10133</u>
This QSA Date:	<u>8/12/2020</u>
Prior QSA Date:	_____
Next QSA Date:	_____

In Scope?	Inspection Item	Score (out of 10)	Comments	
<input checked="" type="checkbox"/>	Greens	Turf Density	9	Some algae is growing on holes 1, 4, 10
		Smoothness	10	Greens being rolled regularly
		Consistency	9	Good speed consistent hole to hole
		Firmness	9	Greens are responsive and holding approach shots
		Coverage	9	No issues.
		Severe Ball Mark Damage	8	Front third of Hole 7 - par 3
<input checked="" type="checkbox"/>	Fairways	Turf Density	8	Overall very good. Some heat stress throughout course
		Coverage	8	Some thin spots on holes 4
<input checked="" type="checkbox"/>	Rough <small>(Primary / Intermediate)</small>	Turf Density	8	No issues
		Length	9	Cut to about 1.5"
		Coverage	8	Good coverage. Some bare spots in high cart traffic areas.
<input checked="" type="checkbox"/>	Sand Traps	Sand Quality	5	
		Sand Trap Maintenance	9	Bunkers are being spun/raked regularly
		Edged	9	Each bunker has a clean hard edge
		Weed Free	9	Bunkers are 99% weed free a few blades of grass @ perimeters
<input checked="" type="checkbox"/>	Tee Boxes	Turf Density	8	Tee boxes are in good shape. Little heat stress
		Coverage	9	No issues
<input checked="" type="checkbox"/>	Clubhouse	Clubhouse	9	
		Landscaping	8	

Site Quality Rating	Total	SITE QUALITY SCORE
Exceptional 95 – 100%	161	85%
Meets Requirements 80 – 94%		
Does Not Meet Requirements 79% or below		

Additional Comments

Signature

QUALITY SITE ASSESSMENT SCORE CARD

Golf Course:	Ottawa Park	
Customer:	City of Toledo	
Contact:	Aaron Myers	Email:
Regional Mgr:	Zach Young	Email:
Super. / Crew Lead:	Scott Eby	Email:
Inspected By:	Zach	Email:
Customer Attendee:		Email:
Davey Attendee:		Email:

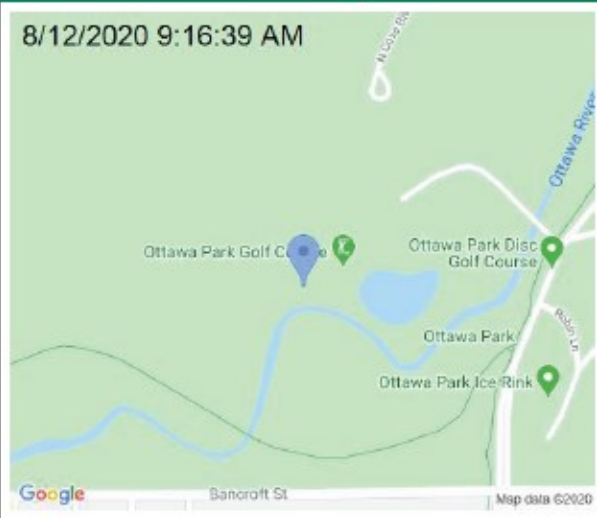
QSA Reference

Number:	10133
This QSA Date:	8/12/2020
Prior QSA Date:	
Next QSA Date:	

Supporting Photos and Drawings


Location / Photo / Drawing 1 and notes

8/12/2020 9:16:39 AM



Google Bancroft St Map data ©2020

Photo / Drawing 2 and notes




Greens remain in great overall condition

Photo / Drawing 3 and notes



Some algae growth on hole 1 green. Additional chemical application applied today as curative measure.

Photo / Drawing 4 and notes



Course is well manicured tee to green. Historical thinning in areas of the rough on holes 2 & 3.

QUALITY SITE ASSESSMENT SCORE CARD

QSA Reference	
Number:	10133
This QSA Date:	8/12/2020
Prior QSA Date:	
Next QSA Date:	

Golf Course:	Ottawa Park	
Customer:	City of Toledo	
Contact:	Aaron Myers	Email:
Regional Mgr:	Zach Young	Email:
Super. / Crew Lead:	Scott Eby	Email:
Inspected By:	Zach	Email:
Customer Attendee:		Email:
Davey Attendee:		Email:

Supporting Photos and Drawings

Photo / Drawing 5 and notes



Repair of irrigation heads continue as needed.

Photo / Drawing 6 and notes



Bunkers are being spun/raked regularly and have a clean edge

Photo / Drawing 7 and notes



Another algae example hole 10.

Photo / Drawing 8 and notes



Hole 18 fairway is stressed and has some crabgrass growth. This fairway gets flooded annually so the turf isn't as mature as other fairways on the course.



QUALITY SITE ASSESSMENT SCORE CARD

Golf Course: Ottawa Park

Customer: City of Toledo

Contact: Aaron Myers Email: _____

Regional Mgr: Zach Young Email: _____

Super. / Crew Lead: Scott Eby Email: _____

Inspected By: Zach Email: _____

Customer Attendee: _____ Email: _____

Davey Attendee: _____ Email: _____

QSA Reference

Number: 10142

This QSA Date: 9/25/2020

Prior QSA Date: 8/12/2020

Next QSA Date: _____

In Scope?	Inspection Item	Score (out of 10)	Comments		
<input checked="" type="checkbox"/>	Greens	Turf Density	9	The small amount of algae growth on holes 1,4&10 observed in August is no longer present	
		Smoothness	9		
		Consistency	9	Great color and consistent speed hole to hole	
		Firmness	9		
		Coverage	9		No issues
		Severe Ball Mark Damage	8		Par 3s
<input checked="" type="checkbox"/>	Fairways	Turf Density	9	No issues heat stress has lessened.	
		Coverage	9		
<input checked="" type="checkbox"/>	Rough <small>(Primary / Intermediate)</small>	Turf Density	9	Cut down to 1 in	
		Length	9		
		Coverage	9		
<input checked="" type="checkbox"/>	Sand Traps	Sand Quality	5	No issues - same issues	
		Sand Trap Maintenance	9		
		Edged	9		
		Weed Free	9		
<input checked="" type="checkbox"/>	Tee Boxes	Turf Density	8	No issues	
		Coverage	8		
<input checked="" type="checkbox"/>	Clubhouse	Clubhouse	9	Very well maintained	
		Landscaping	9		

Site Quality Rating	Total	SITE QUALITY SCORE
Exceptional 95 – 100%	164	86%
Meets Requirements 80 – 94%		
Does Not Meet Requirements 79% or below		

Additional Comments

Greens aerification scheduled for next Monday 9/28

Signature

QUALITY SITE ASSESSMENT SCORE CARD

Golf Course:	Ottawa Park	
Customer:	City of Toledo	
Contact:	Aaron Myers	Email:
Regional Mgr:	Zach Young	Email:
Super. / Crew Lead:	Scott Eby	Email:
Inspected By:	Zach	Email:
Customer Attendee:		Email:
Davey Attendee:		Email:

QSA Reference

Number:	10142
This QSA Date:	9/25/2020
Prior QSA Date:	8/12/2020
Next QSA Date:	

Supporting Photos and Drawings

Location / Photo / Drawing 1 and notes

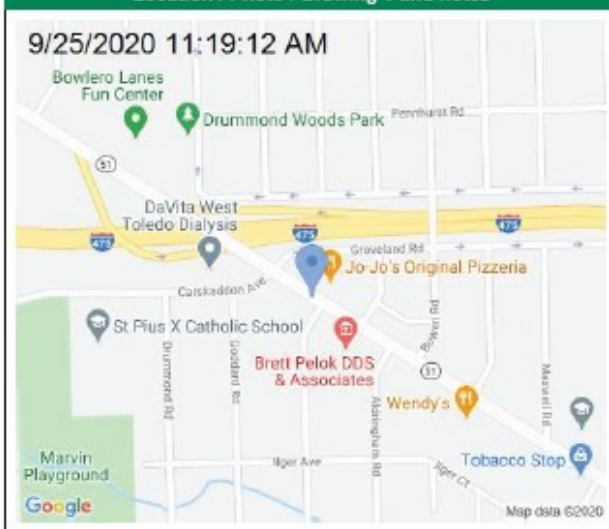



Photo / Drawing 2 and notes



Clubhouse landscaping is well manicured and weed free

Photo / Drawing 3 and notes



Greens are in great condition. Granular fertilizer application was made today. Aeration scheduled to begin next week

Photo / Drawing 4 and notes



Tee boxes in overall good condition and healthy

QUALITY SITE ASSESSMENT SCORE CARD

Golf Course:	Ottawa Park	
Customer:	City of Toledo	
Contact:	Aaron Myers	Email:
Regional Mgr:	Zach Young	Email:
Super. / Crew Lead:	Scott Eby	Email:
Inspected By:	Zach	Email:
Customer Attendee:		Email:
Davey Attendee:		Email:

QSA Reference

Number:	10142
This QSA Date:	9/25/2020
Prior QSA Date:	8/12/2020
Next QSA Date:	

Supporting Photos and Drawings

Photo / Drawing 5 and notes



Fairways mowed to appropriate height and striped for aesthetics. Any area of thin turf is very small fairway aeration later in the fall will help cure any thin spots.

Photo / Drawing 6 and notes



Bunkers are being raked regularly and are free of contamination. Decent edge remains.

Photo / Drawing 7 and notes



The small amount of algae growth on holes 1,4&10 observed in August is no longer present.

Photo / Drawing 8 and notes



Hole 18 the most thin fairway - this fairway experienced flooding earlier in the season.

QUALITY SITE ASSESSMENT SCORE CARD

QSA Reference	
Number:	10147
This QSA Date:	11/6/2020
Prior QSA Date:	11/9/2020
Next QSA Date:	


Golf Course:	Ottawa Park	
Customer:	City of Toledo	
Contact:	Aaron Myers	Email:
Regional Mgr:	Zach Young	Email:
Super. / Crew Lead:	Scott Eby	Email:
Inspected By:	Zach	Email:
Customer Attendee:		Email:
Davey Attendee:		Email:

In Scope?	Inspection Item	Score (out of 10)	Comments	
<input checked="" type="checkbox"/>	Greens	Turf Density	9	Greens are in great shape and are playing fast
		Smoothness	9	Greens have healed from aeration
		Consistency	9	
		Firmness	9	
		Coverage	9	
		Severe Ball Mark Damage	9	
<input checked="" type="checkbox"/>	Fairways	Turf Density	8	Very plush and minimal thin spots
		Coverage	8	
<input checked="" type="checkbox"/>	Rough (Primary / Intermediate)	Turf Density	9	Heat stress has lessened
		Length	9	Cut to desired height
		Coverage	9	
<input checked="" type="checkbox"/>	Sand Traps	Sand Quality	5	
		Sand Trap Maintenance	8	Sand traps are free of leaves and debris
		Edged	8	Edge is beginning to wear however still sharp.
		Weed Free	9	No issues
<input checked="" type="checkbox"/>	Tee Boxes	Turf Density	8	No issues
		Coverage	8	
<input checked="" type="checkbox"/>	Clubhouse	Clubhouse	9	Clean as increased sanitation efforts continue
		Landscaping	9	

Site Quality Rating	Total	SITE QUALITY SCORE
Exceptional 95 – 100%	161	85%
Meets Requirements 80 – 94%		
Does Not Meet Requirements 79% or below		

Additional Comments
Course is in fantastic shape. Crew doing a good job of leaf control. Grass continues to grow as temps have been favorable for growth.

Signature



QUALITY SITE ASSESSMENT SCORE CARD

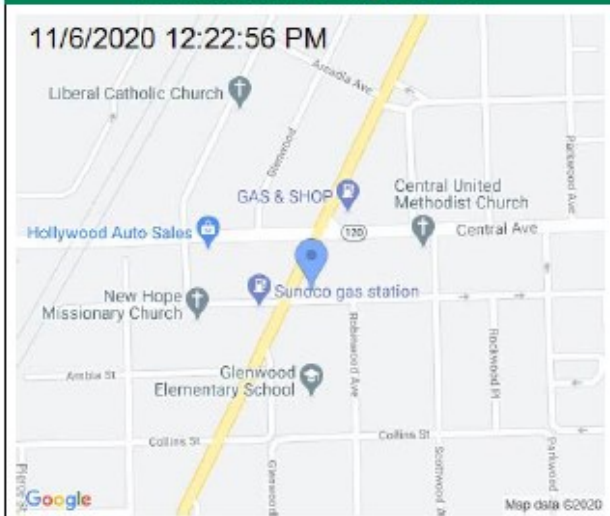
Golf Course:	Ottawa Park	
Customer:	City of Toledo	
Contact:	Aaron Myers	Email:
Regional Mgr:	Zach Young	Email:
Super. / Crew Lead:	Scott Eby	Email:
Inspected By:	Zach	Email:
Customer Attendee:		Email:
Davey Attendee:		Email:

QSA Reference

Number:	10147
This QSA Date:	11/6/2020
Prior QSA Date:	11/9/2020
Next QSA Date:	

Supporting Photos and Drawings

Location / Photo / Drawing 1 and notes



S s s Cc

Photo / Drawing 2 and notes



Clubhouse beds are well kept and all common areas and parking lot is free of trash.

Photo / Drawing 3 and notes



Tees on the par 3's continue to receive routine topdressing.

Photo / Drawing 4 and notes



Hole 4 approach

QUALITY SITE ASSESSMENT SCORE CARD

Golf Course: Ottawa Park

Customer: City of Toledo

Contact: Aaron Myers Email: _____

Regional Mgr: Zach Young Email: _____

Super. / Crew Lead: Scott Eby Email: _____

Inspected By: Zach Email: _____

Customer Attendee: _____ Email: _____

Davey Attendee: _____ Email: _____

QSA Reference

Number: 10147

This QSA Date: 11/6/2020

Prior QSA Date: 11/9/2020

Next QSA Date: _____

Supporting Photos and Drawings

Photo / Drawing 5 and notes



Several smaller spots of thin turf remain on the fairways but overall, improvement as benefits from aeration and overseeding continue to be realized.

Photo / Drawing 6 and notes



Greens are full and healthy as they have been all season.

Photo / Drawing 7 and notes




Most fairways are very lush with thick healthy turf.

Photo / Drawing 8 and notes



View from back side of 18 green. Nice edge on bunker that is free of leaves, healthy green, trimmed creek sides. Noticeable improvement on fairway with thickening turf. Aerified/overseed



Detwiler Park Golf Course

Revenue

Detwiler Park outperformed initial revenue projections throughout the season despite opening for play later than anticipated on April 10th. Improved and consistent playing conditions during the first half of the season increased consumer confidence much faster than anticipated. The strong financial performance at Detwiler Park reinforces the narrative that demand for a championship caliber golf course layout is strong within the Toledo community. Due to limitations with the current irrigation system combined with below average rainfall, tees and fairways began to experience heat stress and thinning turf in the second half of the season. Rounds played at Detwiler decreased from early season trends in periods of the second half of the season due to thinning turf on tees and fairways. Irrigation system limitations combined with below average seasonal rainfall were main factors leading to thinning turf on these areas of the golf course.

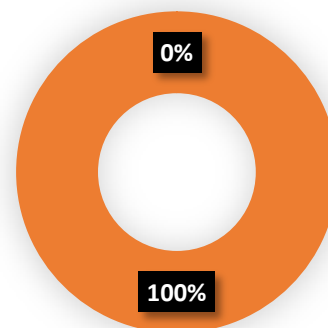
Much like Ottawa Park, Detwiler had temporary residency and cart restrictions in place from April 10th through May 3rd. In the month of April, Ohio residents were able to play a round of golf without the use of a power golf car. Golfers from out of state were welcomed and permitted to rent a golf cart with a single passenger beginning in early May. Golf leagues began play in May and continued throughout the rest of the season.

The figures below compare revenue year over year and percentage of 2020 revenue goals met. Despite the watering challenges at Detwiler Park, over 100% of revenue goals were met. Revenue goals will be increased for the 2021 season.

	Detwiler		
	2019	2020	% Chg
January	\$ -	\$ -	
February	\$ -	\$ -	
March	\$ -	\$ 151.00	
April	\$ -	\$ 7,555.00	
May	\$ -	\$ 104,072.00	
June	\$ -	\$ 103,319.00	
July	\$ 24,807.00	\$ 88,575.00	257%
August	\$ 32,315.00	\$ 93,493.00	189%
September	\$ 28,148.00	\$ 56,552.00	101%
October	\$ 15,257.00	\$ 26,137.00	71%
November	\$ -	\$ 14,314.00	
December	\$ -	\$ -	
Yearly Total	\$ 100,527.00	\$ 494,168.00	392%

Detwiler Park	
Actual	Goal
\$ 494,168.00	\$ 444,095.00

Detwiler Park 2020 Revenue Goal



■ Achieved
 ■ Not Achieved

163% Revenue increase year over year for period of July—October



Detwiler Park Golf Course



Financial Impact of Pandemic

The world-wide pandemic significantly impacted revenue figures across all industries. As a precaution, Detwiler Park Golf Course did not open for play until April 10th. While it is impossible to learn the exact financial impact of course closure some assumptions can be made to identify a reasonable revenue loss figure. We will highlight three (3) areas in which the golf courses experienced revenue loss. 1. Days closed 2. Days with residency and cart restrictions 3. Days without F&B service

- Days Closed**—During the months of May and June when the course was open without restrictions, Detwiler Park Golf Course significantly outperformed initial revenue projections realizing roughly 150% of revenue goals. Detwiler Park had a revenue goal of \$12,400 for the month of March. It is reasonable to assume that had Detwiler been open for play during the month of March, the revenue goal would have been achieved. Due to these trends, we conservatively estimate that the revenue target would have been achieved at Detwiler and attribute \$12,400 in monthly revenue lost due to the pandemic.
- Open With Restrictions**—As previously mentioned, Detwiler Park opened for play on April 10th. Throughout the month of April Ohio residents were able to visit Detwiler park to play golf but were limited to walking only. Detwiler Park is a significantly longer course than Ottawa and more spread out advancing hole to hole. The nature of the layout at Detwiler promotes the use of a power cart as it is perceived to be a less desirable course to walk than the shorter Ottawa Park. During the month of April, in which precautionary restrictions were placed on golf operations, we realized an average daily revenue of \$360. In the two week period after residency and cart restrictions were relaxed, daily revenue jumped to an average of \$3,555 in the beginning weeks of May. This average daily revenue figure is slightly higher than the average daily revenue of \$3,400 when the sample size is increased to 61 days from May 1— June 30.

For the sake of this discussion, we will apply a much more conservative average daily revenue figure of \$1,700 in April. This amount was generated by reducing the average daily revenue realized in May and June by 50%. Given this assumption, we can attribute an additional \$51,000 in potential revenue loss due to the pandemic during the month of April. (30 days * \$1,700 = \$51,000)

- Days Without F&B**—As a further precaution against COVID-19 food and beverage operations did not resume until May 20th. For the purpose of this exercise, we will examine potential revenue loss in F&B from the dates April 10th through May 19th.

Food and Beverage revenue generated \$18,761.73 from May 20th through June 30th. There were 5,532 rounds played during the same time period resulting in an average of \$3.39 of F&B revenue per round of golf.

A total of 1,783 rounds of golf were played from reopening on April 10th to when F&B operations began on May 20th. If we assume the same amount of F&B revenue generated per round, we can attribute an additional \$6,047.03 in lost revenue due to the pandemic.


Potential Revenue Loss Summary

\$12,400 - Closed in March

\$51,000—Open with restrictions

\$6,047—Lack of F&B operations

\$69,447—Total potential revenue loss due to pandemic.




Detwiler Park Golf Course

Leagues

The demand for a championship caliber golf course is also evidenced by the increase in the number of leagues Detwiler Park hosts compared to the amount in 2019. Off season sales efforts of league acquisition proved effective. At the Toledo Stakeholder meeting held on January 29, 2020 we reported having eleven (11) individual weekly leagues at Detwiler Park with estimated annual league revenues of \$68,056. Heading into March 2020 we had increased the number of leagues to seventeen (17) with estimated annual league revenues of \$111,744.00.

Due to various concerns or conditions sprouting from the pandemic, a total of four (4) scheduled leagues canceled for the season. League participation was reduced in another three (3) golf leagues contributing to additional potential revenue loss. Updated revenue projections resulting from the sale of green fees and cart rental from golf leagues is now just shy of \$79,000.

Day of Week	League Name	Players	Weeks	Initial Starting Date	Annual League Revenue - Riding	Number of Walkers	Annual League Revenue - Walking	Total Annual League Revenue	Lost Revenue	Notes
Monday	Moosehead	28	16	20-Apr	\$ 7,360.00	8	\$ 1,920.00	\$ 9,280.00	\$ 4,640.00	Participation cut in half due to COVID concerns
Monday	St. John's	20	16	4-May	\$ 6,720.00	0	\$ -	\$ 6,720.00	\$ 6,720.00	Canceled due to COVID Concerns
Monday	Sunrise	16	16	4-May	\$ 5,888.00	0	\$ -	\$ 5,888.00	\$ 5,888.00	Canceled due to COVID Concerns
Tuesday	Jeep	12	16	5-May	\$ 4,416.00	0	\$ -	\$ 4,416.00	\$ 1,392.00	Participation cut due to COVID concerns
Tuesday	ORYC Men	24	16	5-May	\$ 8,064.00	0	\$ -	\$ 8,064.00		
Tuesday	ORYC Ladies	8	12	19-May	\$ 2,016.00	0	\$ -	\$ 2,016.00		
Tuesday	Toledo Police	20	16	5-May	\$ 6,720.00	0	\$ -	\$ 6,720.00	\$ 6,720.00	Canceled due to COVID Layoffs
Tuesday	Electro Prime	16	16	5-May	\$ 5,376.00	0	\$ -	\$ 5,376.00		
Tuesday	Cody Morse	16	16	5-May	\$ 5,376.00	0	\$ -	\$ 5,376.00		
Wednesday	Commodore	24	16	6-May	\$ 8,064.00	0	\$ -	\$ 8,064.00		
Wednesday	Jeep League	36	16	6-May	\$ 12,096.00	0	\$ -	\$ 12,096.00		
Wednesday	SSOE	16	16	6-May	\$ 2,944.00	8	\$ 1,920.00	\$ 4,864.00		
Wednesday	Toledo Adjusters	24	16	6-May	\$ 6,256.00	7	\$ 1,680.00	\$ 7,936.00	\$ 3,968.00	Participation cut in half due to COVID concerns
Thursday	Duffers	20	16	7-May	\$ 6,720.00	0	\$ -	\$ 6,720.00		
Thursday	TJ Plock	20	8	9-Jul	\$ 2,944.00	4	\$ 480.00	\$ 3,424.00	\$ 3,424.00	Canceled due to COVID Layoffs
Thursday	Bogey Busterrs	32	16	7-May	\$ 10,752.00	0	\$ -	\$ 10,752.00		
Thursday	Happy Hour	12	16	7-May	\$ 3,312.00	3	\$ 720.00	\$ 4,032.00		
League Revenue Total								\$ 111,744.00		
(Less) COVID Cancelations									\$ (32,752.00)	
Net Anticipated Annual League Revenue								\$ 78,992.00		



Detwiler Park Golf Course

Course Conditions

Detwiler Park Golf Course continues to show improvement with regards to conditions of the golf course. Investment in mowing equipment has yielded the desired returns and results. New wooden trash receptacles were built and installed by the grounds crew and new tee signs were installed manufactured by the City's Transportation Division.


Aerification and overseeding was performed on greens, tees and fairways at Detwiler Park Golf Course for the first time in several years. Aerification and overseeding are routine cultural practices that should be performed annually to maintain turf and soil health.

The irrigation system at Detwiler Park continues to be our biggest challenge. Upon priming the system for Spring startup, the intake was discovered to have more sediment buildup that created an inability for water to run through the system. Solomon Diving was contracted again this year to remove sediment buildup around the intake that is submerged in the irrigation pond. Solomon Diving reported that the issue of sediment buildup is likely to persist and this practice will have to continually be performed. It was recommended that a more comprehensive dredging of the irrigation pond be performed. Minor repairs have been conducted to electrical systems at the pump house and the 50Hp motor powering the pump has been replaced. The 50 Hp pump had broken down beyond repair and is a vital component to the irrigation system functionality. Without replacement of that motor the irrigation system would have ceased to function and turf would have been lost. Several irrigation heads and numerous other irrigation components were repaired and replaced throughout the first half of 2020.

The irrigation infrastructure at Detwiler Park is original to when the course was built in 1968. Given the current condition of the irrigation system, Detwiler Park is at risk of a catastrophic failure which is likely to threaten the future viability of operations should investment in irrigation infrastructure not be made.

Davey Value Added Items

The Davey Institute performed an irrigation assessment and report recommending a phased plan of action to address Detwiler's irrigation system concerns over time. The proposed project is currently being evaluated as plans progress toward achieving a fiscally responsible solution to Detwiler Park's infrastructure needs.



Detwiler Park Golf Course



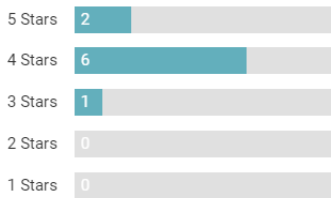
Customer Reviews (April—June)







Customer Reviews Select reviews from GolfAdvisor.com for Detwiler Park Golf Course over the past six months.


Rating Snapshot

All Time | **Last 6 Months** | Last 12 Months

Average Rating 4.1  9 Reviews



Conditions	3.8	
Value	4.4	
Layout	4.0	
Pace	4.7	
Amenities	2.8	
StaffFriendliness	4.5	

88.9%
 **Recommend this course**
8 out of 9 reviews
[Read Reviews](#)



nairb666

Played On 06/15/2020

Reviews 1 Skill Beginner Plays Twice a year

 **I Recommend This Course**



Verified Purchaser

Previously Played

Great to come back

1st time playing here in a long time. Course is in great shape even better than I remember. Not very challenging if you are good but I haven't played in years and had a great time.



Davinci55

Played On 05/31/2020

Reviews 1 Skill Intermediate Plays Once a week


 **I Recommend This Course**



Previously Played

Improvement

Good day to golf. Fairways getting better. Rough a little long. Some dry grass here and there. Greens were solid with difficult pin placements. Need a beer cart. All that said a big improvement from last year. Equipment is running. Will play here again.



Detwiler Park Golf Course



Customer Reviews (July—November)

Customer Reviews Select reviews from GolfAdvisor.com for Detwiler Park Golf Course over the past six months.

Rating Snapshot

All Time | **Last 6 Months** | Last 12 Months

Average Rating **3.1** ★★★★★ 15 Reviews

5 Stars	0	Conditions	2.7	★★★★☆
4 Stars	6	Value	3.2	★★★★☆
3 Stars	6	Layout	3.9	★★★★☆
2 Stars	2	Pace	3.9	★★★★☆
1 Stars	1	Amenities	3.0	★★★★☆
		Staff Friendliness	4.1	★★★★☆

73.3%

Recommend this course

11 out of 15 reviews

[Read Reviews](#)

u00000353206 [I Recommend This Course](#)

Played On 09/30/2020

Reviews 1 Skill Intermediate Plays A few times a week

★★★★☆ [Previously Played](#)

Played Detwiler since it first opened

I have played this course since it originally opened. It has seen many changes. It really fell on hard times when the prior owner ran it down. Currently I see a good effort to restore it. It has the character of a great track.

I thought I saw great progress until Late July. The fairways became burned out. It appeared they weren't being watered. The area around the greens were good. I hope this is addressed and I can play the Detwiler I remembered.

QUALITY SITE ASSESSMENT SCORE CARD

QSA Reference	
Number:	10115
This QSA Date:	4/13/2020
Prior QSA Date:	3/20/2020
Next QSA Date:	

Golf Course: <u>Detwiler Park</u>	
Customer: <u>City of Toledo</u>	
Contact: <u>Aaron Myers</u>	Email: <u>Aaron.myers@toledo.og.gov</u>
Regional Mgr: <u>Zach Young</u>	Email: <u>Zachary.young@davey.com</u>
Super. / Crew Lead: <u>Steve Anderson</u>	Email: <u>Steve.anderson@davey.com</u>
Inspected By: <u>Zach Young</u>	Email:
Customer Attendee:	Email:
Davey Attendee:	Email:

Supporting Photos and Drawings

Location / Photo / Drawing 1 and notes

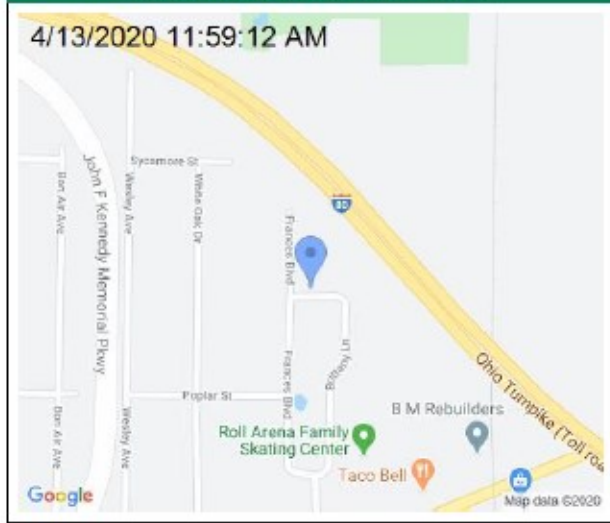



Photo / Drawing 2 and notes



Animal damage from the winter has been repaired on hole #1 green. All greens are being mowed and rolled for consistency and firmness. Greens are thick and healthy.

Photo / Drawing 3 and notes



Tee boxes and fairways are at playable height. PreEmergent and fertilizer is scheduled to be applied in the coming days.

Photo / Drawing 4 and notes



#8 tee and green are a little beat up as it is suspected that the neighbors are utilizing this as a practice area. Common area to the left of #8 is being maintained by course staff.

QUALITY SITE ASSESSMENT SCORE CARD

Golf Course:	Detwiler Park	
Customer:	City of Toledo	
Contact:	Aaron Myers	Email: Aaron.myers@toledo.og.gov
Regional Mgr:	Zach Young	Email: Zachary.young@davey.com
Super. / Crew Lead:	Steve Anderson	Email: Steve.anderson@davey.com
Inspected By:	Zach Young	Email:
Customer Attendee:		Email:
Davey Attendee:		Email:

QSA Reference

Number:	10115
This QSA Date:	4/13/2020
Prior QSA Date:	3/20/2020
Next QSA Date:	

Supporting Photos and Drawings

Photo / Drawing 5 and notes



Fairways have very few turf coverage and health issues throughout the course. All debris from recent high winds has been removed from playing areas.

Photo / Drawing 6 and notes



There are several scattered wet areas on the course that we have not been able to mow without causing damage such as this space on hole 1.

Photo / Drawing 7 and notes



The area between holes 13 & 14 continues to be a problem with standing water. We will lose turf at this location again.

Photo / Drawing 8 and notes



Bunkers have been raked and prepped for play however most are retaining water as drain tiles are in need of repair/replacement.

QUALITY SITE ASSESSMENT SCORE CARD

QSA Reference	
Number:	10119
This QSA Date:	5/28/2020
Prior QSA Date:	4/11/2020
Next QSA Date:	

Golf Course:	Detwiler Park	
Customer:	City of Toledo	
Contact:	Aaron Myers	Email:
Regional Mgr:	Zach Young	Email:
Super. / Crew Lead:	Steve Anderson	Email:
Inspected By:	Zach	Email:
Customer Attendee:		Email:
Davey Attendee:	Steve	Email:

In Scope?	Inspection Item	Score (out of 10)	Comments	
<input checked="" type="checkbox"/>	Greens	Turf Density	9	No issues on the greens
		Smoothness	9	Greens are healthy and disease free
		Consistency	9	Greens are playing fast and being rolled regularly
		Firmness	9	
		Coverage	9	
		Severe Ball Mark Damage	9	
<input checked="" type="checkbox"/>	Fairways	Turf Density	8	Turf is thick and full on the fairways and weed free
		Coverage	9	
<input checked="" type="checkbox"/>	Rough (Primary / Intermediate)	Turf Density	9	Rough is very thick during the growing season
		Length	8	Rough is mowed to appropriate length. Areas further out of play are a little longer but still acceptable height.
		Coverage	9	
<input checked="" type="checkbox"/>	Sand Traps	Sand Quality	7	Sand quality is better than at Ottawa
		Sand Trap Maintenance	9	Rakes have been removed due to CoVid-19. Sand pro is used regularly.
		Edged	7	
		Weed Free	10	No weeds were detected in a sand trap
<input checked="" type="checkbox"/>	Tee Boxes	Turf Density	8	Tee boxes are well maintained
		Coverage	9	Area of thinner turf on left side of the white tee box on hole 3
<input checked="" type="checkbox"/>	Clubhouse	Clubhouse	8	Area around the clubhouse is presentable
		Landscaping	7	

Site Quality Rating		Total	SITE QUALITY SCORE
Exceptional	95 – 100%	162	85%
Meets Requirements	80 – 94%		
Does Not Meet Requirements	79% or below		

Additional Comments
Irrigation continues to be the largest concern. A secondary pump was discovered tapping into the underground water table a separate Document will be submitted to suggest installing new pipe that will tie that pump into the irrigation lines to be used as backup in case of system failure.

Signature



QUALITY SITE ASSESSMENT SCORE CARD

Golf Course: <u>Detwiler Park</u>	
Customer: <u>City of Toledo</u>	
Contact: <u>Aaron Myers</u>	Email: _____
Regional Mgr: <u>Zach Young</u>	Email: _____
Super. / Crew Lead: <u>Steve Anderson</u>	Email: _____
Inspected By: <u>Zach</u>	Email: _____
Customer Attendee: _____	Email: _____
Davey Attendee: <u>Steve</u>	Email: _____

QSA Reference

Number: <u>10119</u>
This QSA Date: <u>5/28/2020</u>
Prior QSA Date: <u>4/11/2020</u>
Next QSA Date: _____

Supporting Photos and Drawings

Location / Photo / Drawing 1 and notes

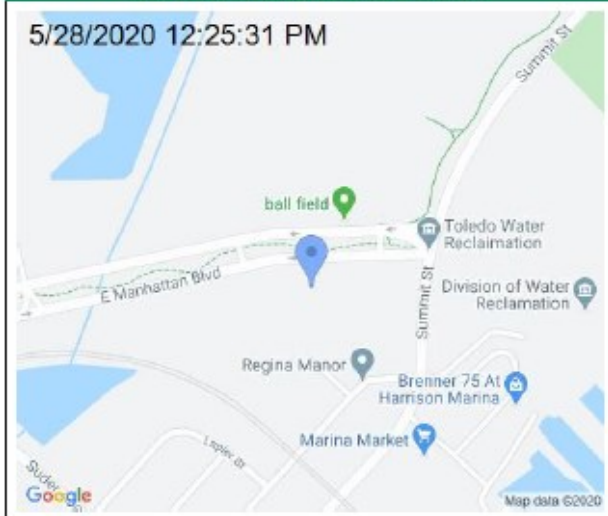


Photo / Drawing 2 and notes



Greens are in great shape and playing fast.

Photo / Drawing 3 and notes



Tee boxes are thick and weed free. We have had issues of disappearing tee markers.

Photo / Drawing 4 and notes



Fairways are also looking great, very few and far between bare spots the size of a coffee can. Herbicide applications has stopped any undesirable growth.

QUALITY SITE ASSESSMENT SCORE CARD

Golf Course: Detwiler Park

Customer: City of Toledo

Contact: Aaron Myers Email: _____

Regional Mgr: Zach Young Email: _____

Super. / Crew Lead: Steve Anderson Email: _____

Inspected By: Zach Email: _____

Customer Attendee: _____ Email: _____

Davey Attendee: Steve Email: _____

QSA Reference

Number: 10119

This QSA Date: 5/28/2020

Prior QSA Date: 4/11/2020

Next QSA Date: _____

Supporting Photos and Drawings

Photo / Drawing 5 and notes



A number of trees should be removed or pruned for safety and playability. The cottonwood pictured poses a risk with a hollow center and low hanging limbs

Photo / Drawing 6 and notes



Standing water is no longer on hole 14 yet drainage continues to be a major issue here.

Photo / Drawing 7 and notes



New tee signs have been installed as well as new trash receptacles.

Photo / Drawing 8 and notes



Bunkers are manicured and free of debris and contamination.

QUALITY SITE ASSESSMENT SCORE CARD

Golf Course: Detwiler Park

Customer: City of Toledo

Contact: Aaron Myers Email: _____

Regional Mgr: Zach Young Email: _____

Super. / Crew Lead: Steve Anderson Email: _____

Inspected By: Zach Email: _____

Customer Attendee: _____ Email: _____

Davey Attendee: _____ Email: _____

QSA Reference

Number: 10124

This QSA Date: 6/24/2020

Prior QSA Date: 5/28/2020

Next QSA Date: _____

In Scope?	Inspection Item	Score (out of 10)	Comments		
<input checked="" type="checkbox"/>	Greens	Turf Density	9	Greens are in great condition and maintaining health of the greens has been our top priority.	
		Smoothness	10		
		Consistency	10		Very consistent roll and speed from hole to hole
		Firmness	9		No issues.
		Coverage	10		Excellent
		Severe Ball Mark Damage	9		No issues.
<input checked="" type="checkbox"/>	Fairways	Turf Density	6	Turf beginning to thin out in several areas due to lack of water	
		Coverage	8	Clover and other non desirable grasses beginning to grow.	
<input checked="" type="checkbox"/>	Rough (Primary / Intermediate)	Turf Density	7	Similar conditions to the fairways.	
		Length	9	Good length	
		Coverage	8		
<input checked="" type="checkbox"/>	Sand Traps	Sand Quality	7	Bunkers are raked and well maintained	
		Sand Trap Maintenance	9	Grass and weed free.	
		Edged	9		
		Weed Free	10		
<input checked="" type="checkbox"/>	Tee Boxes	Turf Density	7	Tee boxes are becoming very hard. Difficult to place	
		Coverage	8	a tee in the ground.	
<input checked="" type="checkbox"/>	Clubhouse	Clubhouse	9	Clubhouse is neat and clean. Increased sanitation.	
		Landscaping	7	Decent. Needs some attention to detail.	

Site Quality Rating	Total	SITE QUALITY SCORE
Exceptional 95 – 100%	160	84%
Meets Requirements 80 – 94%		
Does Not Meet Requirements 79% or below		

Additional Comments

Detail work has been lacking as more budgeted man hours are being spent on irrigation repair and hand watering.

Signature



QUALITY SITE ASSESSMENT SCORE CARD

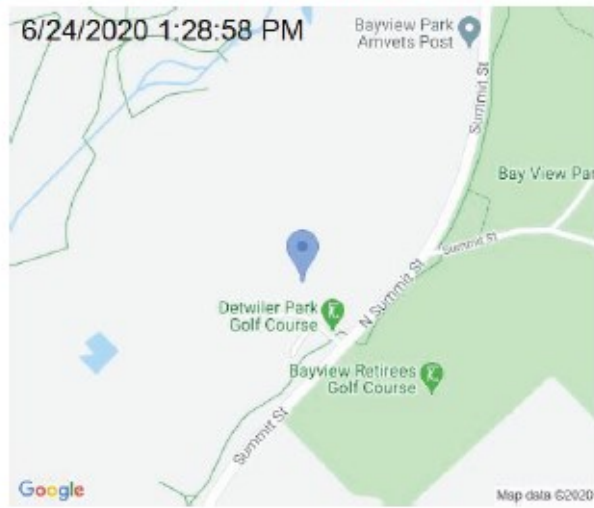
Golf Course:	Detwiler Park	
Customer:	City of Toledo	
Contact:	Aaron Myers	Email:
Regional Mgr:	Zach Young	Email:
Super. / Crew Lead:	Steve Anderson	Email:
Inspected By:	Zach	Email:
Customer Attendee:		Email:
Davey Attendee:		Email:

QSA Reference

Number:	10124
This QSA Date:	6/24/2020
Prior QSA Date:	5/28/2020
Next QSA Date:	

Supporting Photos and Drawings

Location / Photo / Drawing 1 and notes



6/24/2020 1:28:58 PM

Bayview Park
Armvets Post

Summit St

Bay View Par

Detwiler Park
Golf Course

N Summitia St

Summitia St

Bayview Retirees
Golf Course

Summit St

Google


Map data ©2020

Photo / Drawing 2 and notes



Tees are becoming hard with heat stress due to not irrigating them regularly (by design/system limitations)

Photo / Drawing 3 and notes



Greens are receiving the appropriate amount of water from irrigation and are healthy. Color has improved from May.

Photo / Drawing 4 and notes



Fairways also showing heat stress related issues such as burnout, thinning turf and clover beginning to grow

QUALITY SITE ASSESSMENT SCORE CARD

Golf Course:	Detwiler Park	
Customer:	City of Toledo	
Contact:	Aaron Myers	Email:
Regional Mgr:	Zach Young	Email:
Super. / Crew Lead:	Steve Anderson	Email:
Inspected By:	Zach	Email:
Customer Attendee:		Email:
Davey Attendee:		Email:

QSA Reference

Number:	10124
This QSA Date:	6/24/2020
Prior QSA Date:	5/28/2020
Next QSA Date:	

Supporting Photos and Drawings

Photo / Drawing 5 and notes



Some detail work such as string trimming around trees is lacking as labor resources are dedicated to irrigation repair

Photo / Drawing 6 and notes



Sand traps are well maintained

Photo / Drawing 7 and notes



All areas of the course are mowed to appropriate height

Photo / Drawing 8 and notes



Tried to show a good example of contrasting turf color. Areas with irrigation vs. areas without.

QUALITY SITE ASSESSMENT SCORE CARD

Golf Course:	Detwiler Park	
Customer:	City of Toledo	
Contact:	Aaron Myers	Email:
Regional Mgr:	Zach Young	Email:
Super. / Crew Lead:	Steve Anderson	Email:
Inspected By:	Steve	Email:
Customer Attendee:		Email:
Davey Attendee:		Email:

QSA Reference

Number:	10125
This QSA Date:	6/25/2020
Prior QSA Date:	6/24/2020
Next QSA Date:	

Supporting Photos and Drawings

Photo / Drawing 5 and notes



Just this morning we have 3 new leaks at Detwiler. Irrigation repair labor and parts continues to be a challenge.

Photo / Drawing 6 and notes



there is also sediment around intake from 50 years of build up that is being sucked in and plugging every pipe and irrigation head making it impossible to get anything watered.

Photo / Drawing 7 and notes



Solomon diving was contracted the past 2 years to remove sediment that was present on the intake but warned us...

Photo / Drawing 8 and notes



...of the temporary nature of the cure. A complete pond dredging is strongly recommend to assist in a longer term solution.

QUALITY SITE ASSESSMENT SCORE CARD

Golf Course: Detwiler Park

Customer: City of Toledo

Contact: Aaron Myers Email: _____

Regional Mgr: Zach Young Email: _____

Super. / Crew Lead: Steve Anderson Email: _____

Inspected By: Zach Email: _____

Customer Attendee: _____ Email: _____

Davey Attendee: _____ Email: _____

QSA Reference

Number: 10127

This QSA Date: 7/10/2020

Prior QSA Date: 6/24/2020

Next QSA Date: _____

In Scope?	Inspection Item	Score (out of 10)	Comments	
<input checked="" type="checkbox"/>	Greens	Turf Density	9	Healthy and disease free
		Smoothness	9	Getting rolled regularly
		Consistency	10	Consistent speed hole to hole.
		Firmness	10	Holding shots as expected
		Coverage	10	Excellent coverage
		Severe Ball Mark Damage	8	Scattered nothing severe. Will put courtesy reminder in carts
<input checked="" type="checkbox"/>	Fairways	Turf Density	6	Turf is thinning out some with some burnout (irrigation)
		Coverage	7	Ideal length - ok coverage
<input checked="" type="checkbox"/>	Rough (Primary / Intermediate)	Turf Density	7	Areas of the rough have gone dormant
		Length	9	Rough cut to 1.25 - 1.75"
		Coverage	8	Good overall coverage
<input checked="" type="checkbox"/>	Sand Traps	Sand Quality	7	Bunkers are well maintained and raked
		Sand Trap Maintenance	9	
		Edged	9	
		Weed Free	10	
<input checked="" type="checkbox"/>	Tee Boxes	Turf Density	6	Turf continues to thin
		Coverage	7	Over seeding strongly recommended
<input checked="" type="checkbox"/>	Clubhouse	Clubhouse	9	Clubhouse neat and clean
		Landscaping	8	improvement from June

Site Quality Rating	Total	SITE QUALITY SCORE
Exceptional 95 – 100%	157	83%
Meets Requirements 80 – 94%		
Does Not Meet Requirements 79% or below		

Additional Comments

Battling irrigation and dry hot weather.

Signature

QUALITY SITE ASSESSMENT SCORE CARD

Golf Course: Detwiler Park

Customer: City of Toledo

Contact: Aaron Myers Email: _____

Regional Mgr: Zach Young Email: _____

Super. / Crew Lead: Steve Anderson Email: _____

Inspected By: Zach Email: _____

Customer Attendee: _____ Email: _____

Davey Attendee: _____ Email: _____

QSA Reference

Number: 10127

This QSA Date: 7/10/2020

Prior QSA Date: 6/24/2020

Next QSA Date: _____

Supporting Photos and Drawings

Location / Photo / Drawing 1 and notes

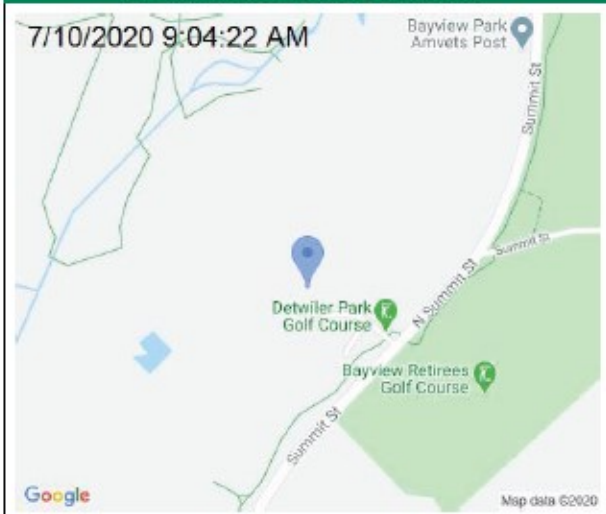


Photo / Drawing 2 and notes



All greens continue to be in great shape

Photo / Drawing 3 and notes



Hole 3 fairway is one of the worst with burnout and thinning turf Overseeding strongly recommended on all fairways.

Photo / Drawing 4 and notes



Tees are under heat stress.

Overseeding strongly recommended on all tees

QUALITY SITE ASSESSMENT SCORE CARD

Golf Course:	Detwiler Park	
Customer:	City of Toledo	
Contact:	Aaron Myers	Email:
Regional Mgr:	Zach Young	Email:
Super. / Crew Lead:	Steve Anderson	Email:
Inspected By:	Zach	Email:
Customer Attendee:		Email:
Davey Attendee:		Email:

QSA Reference

Number:	10127
This QSA Date:	7/10/2020
Prior QSA Date:	6/24/2020
Next QSA Date:	

Supporting Photos and Drawings

Photo / Drawing 5 and notes



Photo / Drawing 6 and notes



Hole 15 is one of the best fairways with regard to burnout and thinning turf

Photo / Drawing 7 and notes



Hole 16 view from forward tees

Photo / Drawing 8 and notes



Approaches are push as they receive more water



QUALITY SITE ASSESSMENT SCORE CARD

Golf Course: Detwiler Park

Customer: City of Toledo

Contact: Aaron Myers Email: _____

Regional Mgr: Zach Young Email: _____

Super. / Crew Lead: Steve Anderson Email: _____

Inspected By: Zach Email: _____

Customer Attendee: _____ Email: _____

Davey Attendee: _____ Email: _____

QSA Reference

Number: 10136

This QSA Date: 8/12/2020

Prior QSA Date: _____

Next QSA Date: _____

In Scope?	Inspection Item	Score (out of 10)	Comments	
<input checked="" type="checkbox"/>	Greens	Turf Density	10	Greens are immaculate and are playing at tournament like conditions. Getting a fast consistent roll. Zero greens issues.
		Smoothness	10	
		Consistency	10	
		Firmness	10	
		Coverage	10	
		Severe Ball Mark Damage	10	
<input checked="" type="checkbox"/>	Fairways	Turf Density	5	Most fairways are very burnt out and turf is thinning Aerification and top dressing will help cure however
		Coverage	5	
<input checked="" type="checkbox"/>	Rough <small>(Primary / Intermediate)</small>	Turf Density	5	we must be able to apply sufficient amounts of water to tees and fairways for aerification and top dressing to yield desired results.
		Length	8	
		Coverage	7	
<input checked="" type="checkbox"/>	Sand Traps	Sand Quality	6	Rough is mowed between 1.5 -2" Sand traps continue to be properly maintained Good soft edge around each sand trap. Completely weed free
		Sand Trap Maintenance	10	
		Edged	9	
		Weed Free	10	
<input checked="" type="checkbox"/>	Tee Boxes	Turf Density	6	Holes 3, 6 are becoming very thin
		Coverage	6	
<input checked="" type="checkbox"/>	Clubhouse	Clubhouse	9	No issues
		Landscaping	8	

Site Quality Rating	Total	SITE QUALITY SCORE
Exceptional 95 – 100%	152	80%
Meets Requirements 80 – 94%		
Does Not Meet Requirements 79% or below		

Additional Comments

It's all about irrigation and water at Detwiler. Last week we hosted the Toledo Amateur tournament for the first time in several years. Received mixed reviews regarding course conditions.

Signature

Zach Young

QUALITY SITE ASSESSMENT SCORE CARD

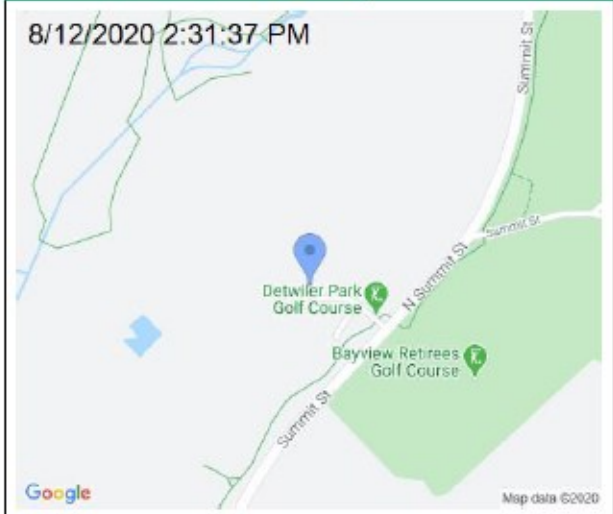
Golf Course: <u>Detwiler Park</u>	
Customer: <u>City of Toledo</u>	
Contact: <u>Aaron Myers</u>	Email: _____
Regional Mgr: <u>Zach Young</u>	Email: _____
Super. / Crew Lead: <u>Steve Anderson</u>	Email: _____
Inspected By: <u>Zach</u>	Email: _____
Customer Attendee: _____	Email: _____
Davey Attendee: _____	Email: _____

QSA Reference

Number: <u>10136</u>
This QSA Date: <u>8/12/2020</u>
Prior QSA Date: _____
Next QSA Date: _____

Supporting Photos and Drawings

Location / Photo / Drawing 1 and notes



8/12/2020 2:31:37 PM

Google Map data ©2020

Photo / Drawing 2 and notes




View from hole 1 tee

Photo / Drawing 3 and notes



Several fairways are becoming very burnt out with irrigation system limitations. This is hole 3.

Photo / Drawing 4 and notes



Each green is immaculate in tournament like conditions

QUALITY SITE ASSESSMENT SCORE CARD

Golf Course:	Detwiler Park	
Customer:	City of Toledo	
Contact:	Aaron Myers	Email:
Regional Mgr:	Zach Young	Email:
Super. / Crew Lead:	Steve Anderson	Email:
Inspected By:	Zach	Email:
Customer Attendee:		Email:
Davey Attendee:		Email:

QSA Reference

Number:	10136
This QSA Date:	8/12/2020
Prior QSA Date:	
Next QSA Date:	

Supporting Photos and Drawings

Photo / Drawing 5 and notes



Hole 5 is one of the fuller fairways on the course

Photo / Drawing 6 and notes



Hole 15 fairway is also among the fullest on the course.

Photo / Drawing 7 and notes



Example of heat stress on 16 tee

Photo / Drawing 8 and notes



The grade combined with the unevenness of gravel makes entering and exiting the maint building difficult. The fuel truck especially.

QUALITY SITE ASSESSMENT SCORE CARD

QSA Reference	
Number:	10146
This QSA Date:	11/9/2020
Prior QSA Date:	
Next QSA Date:	


Golf Course:	Detwiler Park	
Customer:	City of Toledo	
Contact:	Aaron Myers	Email:
Regional Mgr:	Zach Young	Email:
Super. / Crew Lead:	Steve Anderson	Email:
Inspected By:	Zach	Email:
Customer Attendee:		Email:
Davey Attendee:		Email:

In Scope?	Inspection Item	Score (out of 10)	Comments	
<input checked="" type="checkbox"/>	Greens	Turf Density	10	Greens continue to be the brightest spot on the course.
		Smoothness	9	Greens have come out of aerification very well.
		Consistency	9	
		Firmness	9	
		Coverage	10	
		Severe Ball Mark Damage	9	Hole 3 atv damage. Tire tracks.
<input checked="" type="checkbox"/>	Fairways	Turf Density	7	Noticeable improvement in density and color.
		Coverage	7	Result of Aerification and increased rainfall causing less stress.
<input checked="" type="checkbox"/>	Rough (Primary / Intermediate)	Turf Density	7	
		Length	9	Cut to an acceptable height of approx. 1.25"
		Coverage	8	
<input checked="" type="checkbox"/>	Sand Traps	Sand Quality	6	Sand traps are free of debris and in good condition
		Sand Trap Maintenance	9	
		Edged	9	
		Weed Free	9	
<input checked="" type="checkbox"/>	Tee Boxes	Turf Density	8	Noticeable improvement in density and color.
		Coverage	8	Result of Aerification and increased rainfall causing less stress.
<input checked="" type="checkbox"/>	Clubhouse	Clubhouse	9	No issues
		Landscaping	9	

Site Quality Rating	Total	SITE QUALITY SCORE
Exceptional 95 – 100%	160	84%
Meets Requirements 80 – 94%		
Does Not Meet Requirements 79% or below		

Additional Comments
The crew has been doing an excellent job in leaf control and keeping up with mowing with reduced labor force.

Signature



QUALITY SITE ASSESSMENT SCORE CARD

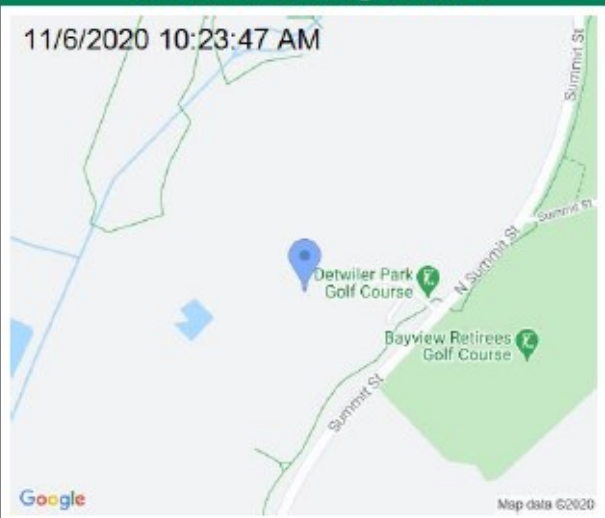
QSA Reference	
Number:	10146
This QSA Date:	11/9/2020
Prior QSA Date:	
Next QSA Date:	

Golf Course:	Detwiler Park	
Customer:	City of Toledo	
Contact:	Aaron Myers	Email:
Regional Mgr:	Zach Young	Email:
Super. / Crew Lead:	Steve Anderson	Email:
Inspected By:	Zach	Email:
Customer Attendee:		Email:
Davey Attendee:		Email:

Supporting Photos and Drawings

Location / Photo / Drawing 1 and notes

11/6/2020 10:23:47 AM



Google Map data ©2020

Photo / Drawing 2 and notes



Large hazard tree by fuel tank. Scheduled to be removed by City Forestry Dept.

Photo / Drawing 3 and notes



Fairways have responded well to aeration as turf is much thicker than summer months. Less stress and increased rainfall has also aided in this improvement.

Photo / Drawing 4 and notes



The white tee on hole 3 was the worst all season with thinning turf. We are beginning to see new growth as a result of aeration and overseeding. Thin spots still remain.

QUALITY SITE ASSESSMENT SCORE CARD

Golf Course:	Detwiler Park	
Customer:	City of Toledo	
Contact:	Aaron Myers	Email:
Regional Mgr:	Zach Young	Email:
Super. / Crew Lead:	Steve Anderson	Email:
Inspected By:	Zach	Email:
Customer Attendee:		Email:
Davey Attendee:		Email:

QSA Reference

Number:	10146
This QSA Date:	11/9/2020
Prior QSA Date:	
Next QSA Date:	

Supporting Photos and Drawings

Photo / Drawing 5 and notes



Greens continue to be in great condition. This is hole 3 green which has several areas of damage from what appears to be atv vandalism.

Photo / Drawing 6 and notes



In effort to reduce labor expense, bunkers are being raked last frequent however we continue to ensure they do not become contaminated with leaves and debris.

Photo / Drawing 7 and notes



Hole 8, good representation of each green on the golf course with full healthy turf and consistent roll.

Photo / Drawing 8 and notes



Several fairways remain thin from the stresses of the summer. Corrective measures continue to be made within responsible budgetary management.



Collins Park Golf Course

Revenue

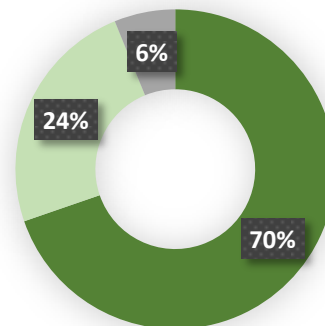
Collins Park first opened for play on April 10th with the same residency and cart restrictions that governed Ottawa and Detwiler Park Golf Courses. Revenue was generated on just eight (8) of the twenty-one (21) days in month of April Collins Park was open for play. Revenue became steady and began to normalize during the month of May when residency and cart restrictions were relaxed.

The figures below compare revenue year over year and percentage of 2020 revenue goals met.

Collins			
	2019	2020	% Chg
January	\$ -	\$ -	
February	\$ -	\$ -	
March	\$ -	\$ -	
April	\$ -	\$ 1,122.00	
May	\$ -	\$ 9,816.00	
June	\$ -	\$ 21,598.00	
July	\$ 4,563.00	\$ 15,244.00	234%
August	\$ 9,750.00	\$ 16,327.00	67%
September	\$ 8,423.00	\$ 13,942.00	66%
October	\$ 2,852.00	\$ 1,060.00	-63%
November	\$ -	\$ -	
December	\$ -		
Yearly Total	\$ 25,588.00	\$ 79,109.00	209%

Collins Park	
Actual	Goal
\$ 79,109.00	\$ 113,480.00

Collins Park 2020 Revenue Goal



■ Achieved
 ■ Not Achieved
 ■ Revenue Loss Directly Attributed to Pandemic



Collins Park Golf Course

Financial Impact of Pandemic

The world-wide pandemic significantly impacted revenue figures across all industries. As a precaution, Collins Park Golf Course did not open for play until April 10th. While it is impossible to learn the exact financial impact of course closure, some assumptions can be made to identify a reasonable revenue loss figure. We will highlight three (3) areas in which the golf courses experienced revenue loss. 1. Days closed 2. Days with residency and cart restrictions 3. Days without F&B service

1. **Days Closed**— Collins Park was scheduled to open for play on April 1st so the impact of a delayed start was not as significant at this facility. If it is assumed that revenue goals would have otherwise been achieved during this time frame we can attribute \$1,620.00 of potential revenue loss. This figure was generated by average daily expected revenue of \$180.00 based off of preseason projections multiplied by the number of days closed.

2. **Open With Restrictions**— Throughout the remainder of April, Ohio residents were able to visit Collins park to play golf but were limited to walking only. These restrictions were lifted in early in May.

Revenue was generated on just eight (8) of the twenty-one (21) days in month of April Collins Park was open for play with the aforementioned restrictions. Due to the small sample size of days where revenue was generated in April of 2020 it is unreasonable to utilize that actual data from those days in forming assumptions regarding the impact of potential revenue loss. Instead the assumption will be made that revenue targets would have been achieved and attribute an additional \$3,780.00 of potential revenue loss for the days in April Collins Park was open with restrictions. (21 days * \$180 average daily revenue).

3. **Days Without F&B**—As a further precaution against COVID-19 food and beverage operations did not resume until May 20th. For the purpose of this exercise, we will examine potential revenue loss in F&B from the dates April 10th through May 19th.

Food and Beverage revenue generated \$4,285.71 from May 20th through June 30th. There were 1,085 rounds played during the same time period resulting in an average of \$3.95 of F&B revenue per round of golf.

A total of 407 rounds of golf were played from reopening on April 10th to when F&B operations began on May 20th. If we assume the same amount of F&B revenue generated per round, we can attribute an additional \$1,607.64 in lost revenue due to the pandemic.

Potential Revenue Loss Summary

\$1,620—Closed in April

\$3,780—Open with restrictions

\$1,607—Lack of F&B operations

\$7,007—Total potential revenue loss due to pandemic.



Collins Park Golf Course

Course Conditions

Collins Park Golf Course continues to show improvement with regards to conditions of the golf course. New tee signs were manufactured by the City's Transportation Division and installed by the grounds crew. A new water filter was installed at the maintenance building to aid in water quality as debris was leaching into the irrigation system causing damage to sprinkler heads.

Aerification was performed on greens, tees and fairways at Collins Park Golf Course for the first time in many years. Greens were also overseeded at Collins Park. Aerification and overseeding are routine cultural practices that should be performed annually to maintain turf and soil health.

Davey Value Added

In attempt to improve turf health on the greens, Davey donated 30 gallons of Holganix, an organic plant probiotic designed to charge the soil with diverse microbes to improve playability, resilience and promote soil health. The 30 gallons of this product is sufficient amount to apply the product at an interval of 10-14 days on each green at Collins Park and has a value of \$15,000.

Davey also delivered a second rough mower, (2016 Jacobsen AR-522) to Collins Park in early May. Davey loaned this unit to Collins Park free of charge as the maintenance crew was having difficulty keeping up with the rapid Spring growth with the units that were on site. This Davey mower will remain at Collins Park for use for the foreseeable future.



Collins Park Golf Course

Customer Reviews (April—June)

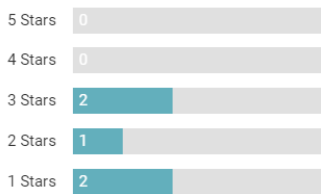


Customer Reviews Select reviews from GolfAdvisor.com for Detwiler Park Golf Course over the past six months.

Rating Snapshot

All Time **Last 6 Months** Last 12 Months

Average Rating 2.0 ★★☆☆☆ 5 Reviews



Conditions	2.0	★★☆☆☆
Value	3.2	★★★★☆
Layout	2.8	★★★☆☆
Pace	4.2	★★★★★
Amenities	1.5	★☆☆☆☆
StaffFriendliness	4.2	★★★★★

60.0%
✓ Recommend this course
3 out of 5 reviews
[Read Reviews](#)



u9925204

Played On 04/19/2020

Reviews 1 Skill Intermediate Plays Once a week



First Time Playing

Not what I was expecting haha

First and last time ever playing here. Was late to my tee time with a couple friends because we kept driving past the "park" not knowing it was ACTUALLY a golf course. The whole time we couldn't believe this was even a golf course. Half the green on every hole is basically mud and bald spots making it impossible to putt. Workers were friendly and got right out to the first hole with no problem. The course layout was pretty fun and short making most par 4s easy to hit the green with your driver from the blue tees. Halfway through our round, two guys drive up asking if we saw two kids running around with a golf bag. Turns out while these two guys were off their carts and getting ready to hit, two kids hopped on their cart, and drove off and stole one of their golf bags. Must've parked the golf cart somewhere hidden and ran off which had his phone and wallet in the bag as well. You'd never expect anything like this to happen at a golf course, but this place is not in a very safe area. Overall, trash course and trash neighborhood. You're better off spending more \$ instead of risking losing your entire bag/essentials



Collins Park Golf Course




Customer Reviews (July—November)

Customer Reviews Select reviews from GolfAdvisor.com for Detwiler Park Golf Course over the past six months.

Rating Snapshot

All Time **Last 6 Months** Last 12 Months

Average Rating **3.4** ★★★★★ 5 Reviews



Conditions	2.4	★★★☆☆
Value	4.0	★★★★☆
Layout	4.2	★★★★☆
Pace	4.4	★★★★☆
Amenities	3.0	★★★☆☆
Staff Friendliness	4.4	★★★★☆

80.0%
 Recommend this course
 4 out of 5 reviews
[Read Reviews](#)

u314160669698
 Played On 08/23/2020
 Reviews **3** Skill **Intermediate** Plays **Once a week**

I Recommend This Course

★★★★☆ **Verified Purchaser** **Previously Played**

Cheap golf

for the price and fact all other re courses where full I did golf here. I know it is 1 year post abandoned. I cant give more then a 3 right now but it better then nothing at all

JTFitz001
 Played On 07/12/2020
 Reviews **1** Skill **Beginner** Plays **A few times a week**

I Recommend This Course

★★★★☆ **Previously Played**

You get what you pay for

This course isn't the greatest... that's why it's 10-15 dollars for 18 holes and a cart. ...but it is golf, and it's a fun time depending who you're with. If you're skilled or a pro, wouldn't recommend. If you're anyone else, enjoy yourself, and you will here.

QUALITY SITE ASSESSMENT SCORE CARD

Golf Course:	Collins Park	
Customer:	City of Toledo	
Contact:	Aaron Myers	Email: Aaron.myers@toledo.oh.gov
Regional Mgr:	Zach Young	Email: Zachary.young@davey.com
Super. / Crew Lead:	Jake Kruger.	Email: Jacob.krugler@davey.com
Inspected By:	Zach Young	Email:
Customer Attendee:		Email:
Davey Attendee:		Email:

QSA Reference

Number:	10116
This QSA Date:	4/13/2020
Prior QSA Date:	
Next QSA Date:	

Supporting Photos and Drawings

Location / Photo / Drawing 1 and notes

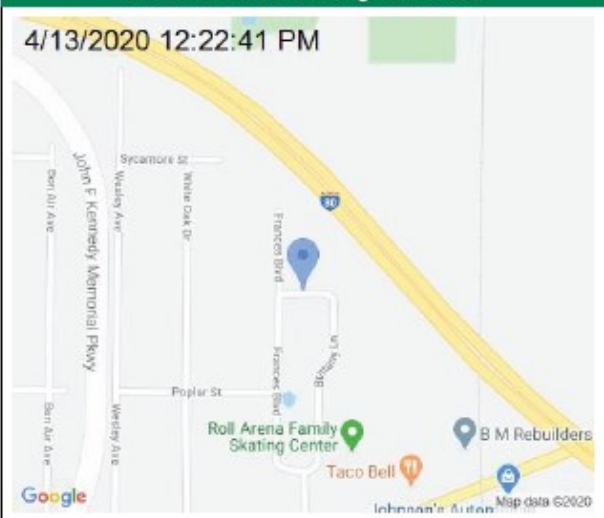



Photo / Drawing 2 and notes



Flower beds at entrance are in need of some weeding.

Photo / Drawing 3 and notes



Greens continue to improve in areas of both coverage and health.

Photo / Drawing 4 and notes



Several greens still have areas of inconsistency. We expect to correct these problem areas during the spring growing season. Rough area on #2 has been too wet to mow recently.

QUALITY SITE ASSESSMENT SCORE CARD

Golf Course:	Collins Park	
Customer:	City of Toledo	
Contact:	Aaron Myers	Email: Aaron.myers@toledo.oh.gov
Regional Mgr:	Zach Young	Email: Zachary.young@davey.com
Super. / Crew Lead:	Jake Kruger	Email: Jacob.krugler@davey.com
Inspected By:	Zach Young	Email:
Customer Attendee:		Email:
Davey Attendee:		Email:

QSA Reference

Number:	10116
This QSA Date:	4/13/2020
Prior QSA Date:	
Next QSA Date:	

Supporting Photos and Drawings

Photo / Drawing 5 and notes



Fairways and rough is mowed and striped to an inch in length and stripped for aesthetics.

Photo / Drawing 6 and notes



Grass banks along hazards and historical natural areas have been mowed down. The area in background was overgrown.

Photo / Drawing 7 and notes



Tee boxes are in good condition

Photo / Drawing 8 and notes



While many of the greens have come back. Hole #1 still needs to catch up. There is visible signs of new growth and we expect all greens to be revived to an appropriate standard.

QUALITY SITE ASSESSMENT SCORE CARD

Golf Course: Collins Park

Customer: City of Toledo

Contact: Aaron Myers Email: _____

Regional Mgr: Zach Young Email: _____

Super. / Crew Lead: Jake Krugler Email: _____

Inspected By: Zach Email: _____

Customer Attendee: _____ Email: _____

Davey Attendee: _____ Email: _____

QSA Reference

Number: 10120

This QSA Date: 5/28/2020

Prior QSA Date: 4/13/2020

Next QSA Date: _____

Supporting Photos and Drawings

Location / Photo / Drawing 1 and notes

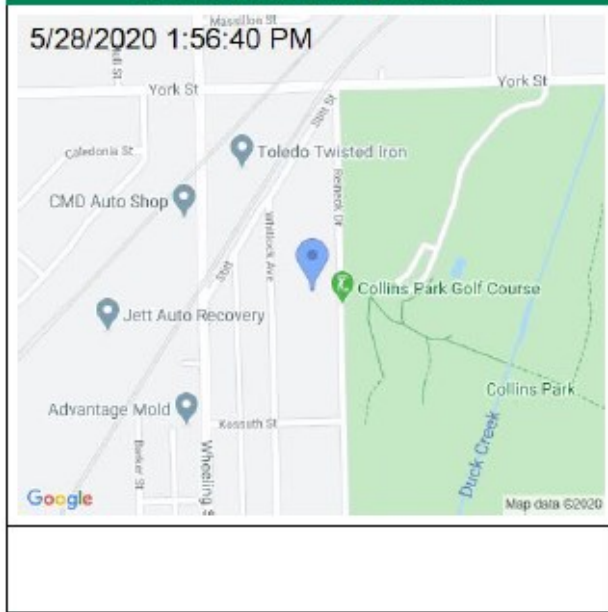


Photo / Drawing 2 and notes



Greens are showing significant improvement. Hole 1 has the worst coverage on the course.

Photo / Drawing 3 and notes



Hole 3 is a better indication of green health at Collins. Much improved coverage and color.

Photo / Drawing 4 and notes



Tees are thick and healthy.

QUALITY SITE ASSESSMENT SCORE CARD

Golf Course: Collins Park

Customer: City of Toledo

Contact: Aaron Myers Email: _____

Regional Mgr: Zach Young Email: _____

Super. / Crew Lead: Jake Krugler Email: _____

Inspected By: Zach Email: _____

Customer Attendee: _____ Email: _____

Davey Attendee: _____ Email: _____

QSA Reference

Number: 10120

This QSA Date: 5/28/2020

Prior QSA Date: 4/13/2020

Next QSA Date: _____

Supporting Photos and Drawings

Photo / Drawing 5 and notes



Course is mowed wall to wall at appropriate height.

Photo / Drawing 6 and notes




Rough and fairways are thick and weed free clumping left behind as Collins doesn't have a blower

Photo / Drawing 7 and notes



Hole 5 approach

Photo / Drawing 8 and notes



Water filtration is consistently leaking as contaminants quickly clog the filter and irrigation lines.



QUALITY SITE ASSESSMENT SCORE CARD

Golf Course: Collins Park	
Customer: City of Toledo	
Contact: Aaron Myers	Email:
Regional Mgr: Zach Young	Email:
Super. / Crew Lead: Jake Kruger	Email:
Inspected By: Zach	Email:
Customer Attendee:	Email:
Davey Attendee: Jack Sijan	Email:

QSA Reference

Number: 10135
This QSA Date: 8/12/2020
Prior QSA Date:
Next QSA Date:

In Scope?	Inspection Item	Score (out of 10)	Comments	
<input checked="" type="checkbox"/>	Greens	Turf Density	5	Greens in good condition (95+%) 2, 3, 4, 5,
		Smoothness	5	Greens in fair condition: (75+%) 6, 7
		Consistency	6	Greens in poor condition (<75%) 1, 8, 9
		Firmness	7	Greens are holding shots and not Hardpan
		Coverage	5	Several damage spots from dirt bikes on multiple greens.
		Severe Ball Mark Damage	9	No issues.
<input checked="" type="checkbox"/>	Fairways	Turf Density	9	Cut to appropriate length and striped for aesthetics
		Coverage	9	Good to great coverage. Some crabgrass growth
<input checked="" type="checkbox"/>	Rough <small>(Primary / Intermediate)</small>	Turf Density	8	Cut to appropriate length and striped for aesthetics
		Length	9	Good to great coverage. Some crabgrass growth
		Coverage	9	
<input type="checkbox"/>	Sand Traps	Sand Quality		
		Sand Trap Maintenance		
		Edged		
		Weed Free		
<input checked="" type="checkbox"/>	Tee Boxes	Turf Density	7	Signs of heat stress and turf beginning to thin in areas
		Coverage	7	
<input checked="" type="checkbox"/>	Clubhouse	Clubhouse	8	Neat and clean. However had a strong mildew-like smell
		Landscaping	8	Decent some weeding needed. Parking lot area well kept.

Site Quality Rating	Total	SITE QUALITY SCORE
Exceptional 95 – 100%	110	73%
Meets Requirements 80 – 94%		
Does Not Meet Requirements 79% or below		

Additional Comments

Collins park looks great from a distance. Course is mowed at appropriate height tee to green. Double Aerification scheduled to begin next week

Signature

QUALITY SITE ASSESSMENT SCORE CARD

QSA Reference	
Number:	10135
This QSA Date:	8/12/2020
Prior QSA Date:	
Next QSA Date:	

Golf Course:	Collins Park	
Customer:	City of Toledo	
Contact:	Aaron Myers	Email:
Regional Mgr:	Zach Young	Email:
Super. / Crew Lead:	Jake Kruger	Email:
Inspected By:	Zach	Email:
Customer Attendee:		Email:
Davey Attendee:	Jack Sijan	Email:

Supporting Photos and Drawings

Location / Photo / Drawing 1 and notes

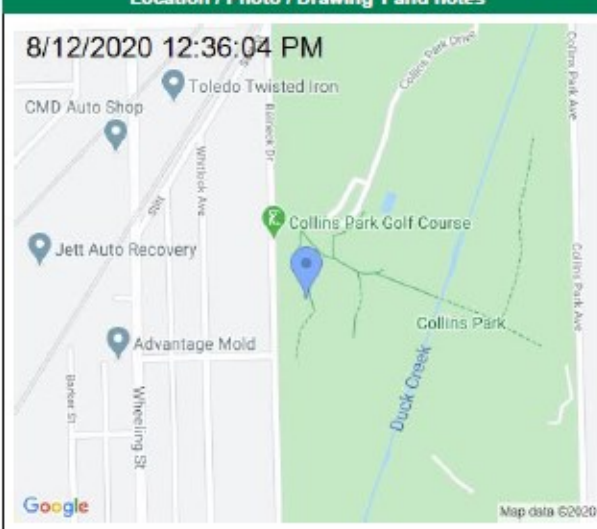



Photo / Drawing 2 and notes



Hole 1 green is much worse than last visit severe burnout

Photo / Drawing 3 and notes



Hole 1 green on July 31

Photo / Drawing 4 and notes



Hole 2 green and example of dirt bike damage

QUALITY SITE ASSESSMENT SCORE CARD

Golf Course: Collins Park

Customer: City of Toledo

Contact: Aaron Myers Email: _____

Regional Mgr: Zach Young Email: _____

Super. / Crew Lead: Jake Kruger Email: _____

Inspected By: Zach Email: _____

Customer Attendee: _____ Email: _____

Davey Attendee: Jack Sijan Email: _____

QSA Reference

Number: 10135

This QSA Date: 8/12/2020

Prior QSA Date: _____

Next QSA Date: _____

Supporting Photos and Drawings

Photo / Drawing 5 and notes



Hole 3 green

Photo / Drawing 6 and notes



Hole 3 approach

Photo / Drawing 7 and notes



Broken irrigation heads on hole 6. Water not getting to back side of green.

Photo / Drawing 8 and notes



Hole 5 green

QUALITY SITE ASSESSMENT REPORT

QSA Reference	
Number:	16563
This QSA Date:	9/17/2020
Prior QSA Date:	
Next QSA Date:	

Job Site:	Collins Park	
Customer:	City of Toledo	
Contact:	Aaron Myers	Email:
Operations Mgr:	Zach Young	Email:
Super. / Crew Lead:	Jake Krugler	Email:
Inspected By:	Zach	Email:
Customer Attendee:		Email:
Davey Attendee:		Email:

Supporting Photos and Drawings

Location / Photo / Drawing 1 and notes

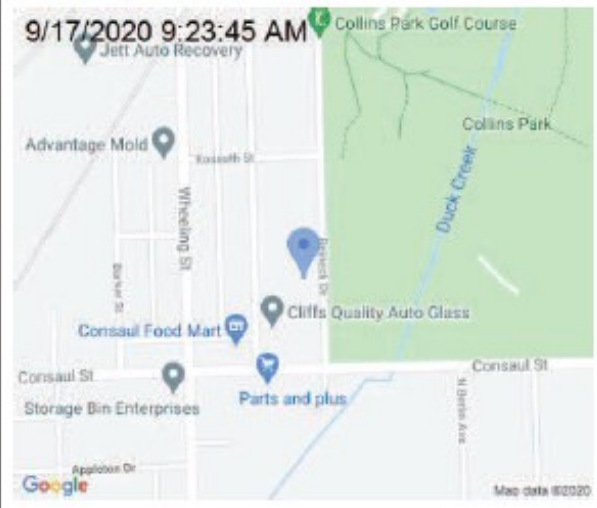



Photo / Drawing 2 and notes



Aerification completed this week hole 1 has been reseeded. This area continues to not respond to chemical and fertilizer applications

Photo / Drawing 3 and notes



Much better coverage on hole. 2

Photo / Drawing 4 and notes



Rough and fairways mowed to desired height and striped. Broadleaf and clover present at acceptable levels.

QUALITY SITE ASSESSMENT REPORT

Job Site:	Collins Park	
Customer:	City of Toledo	
Contact:	Aaron Myers	Email:
Operations Mgr:	Zach Young	Email:
Super. / Crew Lead:	Jake Krugler	Email:
Inspected By:	Zach	Email:
Customer Attendee:		Email:
Davey Attendee:		Email:

QSA Reference

Number:	16563
This QSA Date:	9/17/2020
Prior QSA Date:	
Next QSA Date:	

Supporting Photos and Drawings

Photo / Drawing 5 and notes



Hole 3 continues to be one of the best on the course.

Photo / Drawing 6 and notes



Hole 4.

Photo / Drawing 7 and notes



Hole 5

Photo / Drawing 8 and notes



Hole 6 green. Back side is more thin than front. Continued improvement on this green.

QUALITY SITE ASSESSMENT REPORT

Job Site:	Collins Park	
Customer:	City of Toledo	
Contact:	Aaron Myers	Email:
Operations Mgr:	Zach Young	Email:
Super. / Crew Lead:	Jake Krugler	Email:
Inspected By:	Zach	Email:
Customer Attendee:		Email:
Davey Attendee:		Email:

QSA Reference

Number:	16563
This QSA Date:	9/17/2020
Prior QSA Date:	
Next QSA Date:	

Supporting Photos and Drawings

Photo / Drawing 9 and notes



Hole 7

Photo / Drawing 10 and notes



Hole 8 also continues to improve with curative chemical applications.

Photo / Drawing 11 and notes



Hole 9 with trouble section on front left and back right quadrants

Photo / Drawing 12 and notes



Clubhouse area